



GOVERNMENT OF JAMMU & KASHMIR

**OFFICE OF THE DEPUTY COMMISSIONER/DISTRICT COLLECTOR**  
**BUDGAM**

Subject:- Preparation and Revision of Market Value/Stamp Duty Rates for the year 2024 in respect of District Budgam.

**NOTIFICATION**

In exercise of the powers vested in me vide sub rule (2) of Rule 4 of SRO-303 dated 04-10-2011 and SRO-379 dated 22-12-2011 of J&K Preparation and Revision of Market Value Guidelines Rules 2011 read with SRO-221 of 2018 dated 18-05-2018 issued by the Finance Department, J&K Government and also on the basis of the approval granted by the Divisional Valuation Board vide No. 466/DCK/Stamps dated 21-12-2023, the rates of the immoveable property of District Budgam for the Calendar Year 2024 are hereby notified as shown in the statements appended to this notification.

**The rates shall remain in force w.e.f 01-01-2024 to 31-12-2024.**


No:-DCB/SQ/2023-24/SR-2024/ 4469-81

Dated: 27/12/2023

Sd/-  
Deputy Commissioner/  
District Collector  
Budgam

Copy to:-

1. Financial Commissioner (Revenue), J&K for information.
2. Secretary to Govt. Revenue Department, J&K for information.
3. Divisional Commissioner, Kashmir for information.
4. Inspector General of Registration, J&K for information.
5. Deputy Commissioner Stamps, Srinagar for information.
6. Registrar Budgam for information.
7. Superintending Engineer R&B Division Srinagar/Budgam for information.
8. General Manager, District Industries Centre, Budgam for information.
9. Sub Registrar Budgam/Beerwah/Chadoora Khansahib for information & n/action.
10. District Informatics Officer, NIC Budgam with the request to upload the revised stamp rate 2024 on the district website.

  
Assistant Commissioner (Rev)  
Budgam

**OFFICE OF THE DEPUTY COMMISSIONER BUDGAM**

**FORM I (District Budgam)**

**Market Value Guidelines of Urban Plots for the Calender Year 2024**

Name of City	Ward No.	Name of Mohalla/Colony/Society/Street	Value of Plot Per Kanal in lacs	
			Residential	Commercial
1	2	3	4	5
<b>S.No. 1 Tehsil Budgam</b>				
Budgam	1	GANIE MOHALLA/ USTAD MOHALLA	60.60	68.30
	2	KHANPORA	34.20	40.40
	3	HAKNI PORA	58.20	63.30
	4	WAHADATPORA	60.60	78.40
	5	BAZAR MOHALLA	75.80	82.20
	6	KALPORA/ Zaber Mohalla	50.50	63.30
	7	WADIR PORA/ NARASPORA	60.60	69.50
	8	HOUSING COLONY OMPORA	42.60	57.50
	9	DHOBI MOHALLA	70.70	85.80
	10	KASHEE PAL MOHALLA	65.70	85.80
	11	PARRAY AANGAN	65.70	78.40
	12	KHARPORA	61.90	79.60
	13	MOHAN PORA	61.90	69.50
SMC	-	Humhama	87.00	93.20
	-	Bemina	66.80	84.50
	-	Narkara	64.40	71.70
	-	Rangred	74.10	77.70
	-	Gogoo	74.10	77.70
	-	Wawoosa	74.10	77.70
	-	Watdooru Galwanpora	76.40	81.30
<b>S.No. 2 Tehsil Khansahib</b>				
Khansahib	1	Main Market	18.40	27.40
	2	Iqbal Colony	14.00	16.30
	3	Gulbarg Colony	14.00	16.30
	4	Umer Colony	14.00	16.30
	5	Pamposh Colony	14.00	16.30
	6	Astan Mohalla	14.00	16.30
	7	GulBhave Colony	14.00	16.30
<b>S.No. 3 TEHSIL CHADOORA</b>				
CHADOORA	1	Durbugh A	38.10	44.10
	2	Durbugh B	38.10	44.10
	3	Doyen A	38.10	44.10
	4	Doyen B	38.10	44.10
	5	Noorabad	39.30	55.90
	6	Aalipora	38.10	51.20
	7	Herpora	53.80	55.90
	8	Alamdard Mohalla	54.80	55.90
	9	Shahi Hamdan Mohalla	54.80	55.90
	10	Gamandar	54.80	57.20
	11	Chinar Bagh	54.80	57.20
	12	Panzipora	54.80	55.90
	13	Yatoo Mohalla	57.20	58.40

*[Signature]*  
 CHIEF EXECUTIVE OFFICER  
 MUNICIPAL COUNCIL  
 BUDGAM

*[Signature]*  
 Executive Officer  
 Municipal Council  
 Khansahib

*[Signature]*  
 CHIEF EXECUTIVE OFFICER  
 MUNICIPAL COUNCIL  
 BUDGAM

*[Signature]*  
 CHIEF EXECUTIVE OFFICER  
 MUNICIPAL COUNCIL  
 BUDGAM

General Manager  
 District...  
 Budgam

*[Signature]*  
 Superintending Engineer  
 PWD (R&B) Circle Budgam  
 H.Q. Budgam

S.No. 4 TEHSIL CHARARISHARIEF				
CHARARISHARIEF	1	Karim Abad	26.40	28.90
	2	Sheer Abad	26.40	28.90
	3	Shah Abad	26.40	28.90
	4	Reshi Abad	26.40	28.90
	5	Waza Bagh	26.40	28.90
	6	Noor Abad	26.40	28.90
	7	Sharief Abad	26.40	28.90
	8	Gulshan Abad 'A'	26.40	28.90
	9	Gulshan Abad 'B'	26.40	28.90
	10	Sarfakhud	24.10	26.60
	11	Nundreshi Colony	26.40	31.60
	12	Alamdard Basti Phase 1st	26.40	31.60
	13	Alamdard Basti Phase 2nd	26.40	31.60
	14	Nowhar	26.40	31.60
	15	Rozbal	26.40	31.60
S.No. 5 Tehsil B.K Pora				
No Urban Area				
S.No. 6 TEHSIL MAGAM				
Magam	1	Yagipora A	56.70	88.20
	2	Yagipora B	56.70	88.20
	3	Yagipora C	56.70	88.20
	4	Kuchapora	56.70	88.20
	5	Jamia Mohlla	56.70	88.20
	6	Astan pora	56.70	88.20
	7	Alamdard pora	56.70	88.20
	8	Baba pora	56.70	88.20
	9	Zakir pora	56.70	88.20
	10	Haft Chinar	56.70	88.20
	11	Kral Pora	56.70	88.20
	12	Danger Pora	56.70	88.20
	13	Sofi Pora	56.70	88.20
S.No. 7 TEHSIL KHAG				
No Urban Area				
S.No. 8 TEHSIL NARBAL				
Srinagar	N/A	Main goripora	45.30	49.10
	N/A	Dumele mohallah	54.40	72.60
	N/A	Kirmanji Abad	54.40	72.60
	N/A	Ghat	45.30	63.50
S.No. 9 TEHSIL BEERWAH				
BEERWAH	1	HASSAN ABAD	32.30	47.70
	2	CHANNA MOHALLA	32.30	47.70
	3	YOUSF ABAD	32.30	47.70
	4	KHAWAJA MOHALLA	32.30	47.70
	5	DHOBI MOHALLA	32.30	47.70
	6	USMAN ABAD	32.30	47.70
	7	ZARGAR MOHALLA	32.30	47.70
	8	TAKIYA LALSAHAB	32.30	47.70
	9	JAMMIA ABAD	32.30	47.70
	10	SHEIKH PORA	32.30	47.70
	11	SIRSYED COLONEY	32.30	47.70
	12	KISSAN MOHALLA	32.30	35.70
	13	KHOJA MOHALLA S.PORA	32.30	35.70

*[Signature]*  
Executive Officer  
Municipal Committee  
Charari Sharief

*[Signature]*  
Executive Officer  
Municipal Council  
Magam, Buddgam

*[Signature]*  
CHIEF EXECUTIVE OFFICER  
MUNICIPAL COUNCIL  
BUDGAM

*[Signature]*  
General Manager  
Dist. ...  
S. Cen  
Kmr.

*[Signature]*  
Superintending Engineer  
PWD (R&R) - Magam  
H.Q. Buddgam

**OFFICE OF THE DEPUTY COMMISSIONER BUDGAM**

**FORM II (District Budgam)**

**Market Value Guidelines of the Urban built up properties for the year 2024**

Name of the City	Ward No.	Mohalla/Society/Street	Value of built up property per sq. met.						
			Residential				Shop	Office	Godown
			If roof of RCC	If roof made of RBC Girder	If roof made of [asbestos] sheets/tin sheets/English tiles	If roof made of Kacheha/Bambo			
1	2	3	4	5	6	7	8	9	10

**S.No. 1 Tehsil Budgam**

Budgam	All Wards	All Mohalla's	Single storey=18830 per Sq Mtr , Double Storey=28730 per Sq Mtr	Single storey=19690 per Sq mtr Double storey=29590 per Sq mtr	Single storey=15820 per Sq.mtr ,Double storey=22810 per Sq. mtr	Single storey=9360 per Sq.mtr,Double storey=19150 per Sq.mtr	19910per Sq.mtr	19800per Sq.mtr	19480per Sq.mtr
--------	-----------	---------------	--	--	--	--	-----------------	-----------------	-----------------

General Manager  
District Industries Centre  
Budgam, Kmr.

E.O M.C  
Charakishief

E.O M.C Magam / Khansahib.

Superintendent Engineer  
P.W.D. (R&S)  
H.Q. Budgam

S.No. 2 Tehsil Khansahib									
MC Khansahib	All Wards	All Mohalla's	(a) Rs 18729 per Sq.mtr for single storey (b) Rs28682 per Sq.mtr for double storey	(a) Rs19680 per sq.mtr for single storey (b) Rs 29535 per Sq mtr for double storey	(a) Rs 15792 per Sq.mtr single storey (b) Rs 22808 per sq.mtr for double storey	(a) 9342 per sq.mtr for single storey (b) 19162 per sq.mtr for double storey	Rs19871 per sq.mtr	Rs 19782 per sq.mtr	Rs 19483 per sq.mtr
S.No. 3 Tehsil Chadoora									
MC Chadoora	All Wards	All Mohalla's	(a) Rs 18729 per sq.mtr for single storey (b) Rs28682 per sq.mtr for double storey	(a) Rs19680 per sq.mtr for single storey (b) Rs 29535 per sq.mtr for double storey	(a) Rs 15792 per sq.mtr for single storey (b) Rs 22808 per sq.mtr for double storey	(a) 9342/Sqm for single storey (b) 19162/Sqm for double storey	Rs19871 per sq.mtr	Rs 19782 per sq.mtr	Rs 19483/Sqm or
S.No. 4 Tehsil Charar-i-Sharief									

General Manager  
District Industries Centre  
Budgam, Kmr.

Superintending Engineer  
P.W.D. (R&B)  
H.Q. Budgam


MC CHARARARIS HARIEF	All Wards	All Mohalla's	(a) Rs 18729 per sq.mtr t for single storey (b) Rs28682 per sq.mtrt for double storey	(a) Rs19680/sqm for single storey (b) Rs 29535/ Sqm for double storey	(a) Rs 15792/Sqm or single storey (b) Rs 22808/Sqm for double storey	(a) 9342 per sq.mtr for single storey (b) 19162 per sq.mtr for double storey	Rs19871/Sq m	Rs 19782/Sq m	Rs 19483 per sq.mtr
<b>S.No. 5-Tehsil B. K Pora</b>									
-	-	-	-	-	-	-	-	-	-
<b>S.No. 6-Tehsil Magam</b>									
Magam	All Wards	All Mohalla's	a) Rs 20355 per Sq.met for single storey b) Rs 23968 per Sq.met for double storey	(a) Rs 21440 per sq.met for single storey (b) Rs 32160 per Sq.met for double storey	(a) Rs17204 per Sq.met for single storey (b) Rs 24838 per Sq.met for double storey	(a)Rs 10160 per Sq.met for single storey (b) Rs 20860 per Sq.met for double storey	Rs 21645 per Sq. met	Rs 21548 per Sq.met	Rs 21236 per sq.met
<b>S.No. 7-Tehsil Beerwah</b>									


General Manager  
District Industries Centre  
Budgam, Kmr.

Superintendent  
District Industries Centre  
Budgam, Kmr.


Superintending Engineer  
District Industries Centre  
Budgam, Kmr.

BEERWAH	All Wards	All Mohalla's	A) Rs 20354 per sq. met for single storey b) Rs 31419 per sq.met for double storey	(a) Rs 21440 per sq.met for single storey (b) Rs 32161 per Sq.met for double storey	(a) Rs 17204 per /per sq.met for single storey (b) Rs 24838 /per sq.met for double storey	(a)Rs 10161/per sq.met for single storey (b) Rs 20860 per sq.met for double storey	Rs 21645 per sq.met	Rs 21548 per sq.met	Rs 21236 /per sq.met
<b>S.No. 8-Tehsil Narbal</b>									
Srinagar	All Wards	All Mohalla's	A) Rs 20408per sq.met for single storey b) Rs 31483 per sq.met for double storey	(a) Rs 20408per sq.met for single storey (b) Rs 32225per sq.met for double storey	(a) Rs17301 per sq.met for single storey (b) Rs 24903per sq.met for double storey	(a)Rs 10204 per sq.met for single storey (b) Rs 20935 per sq.met for double storey	Rs 21709 per sq.met	Rs 21602 per sq.met	Rs 21268 per sq.met
<b>S.No. 9-Tehsil Khag</b>									
-	-	-	-	-	-	-	-	-	-

  
 General Manager  
 District Industries Centre  
 Budgam, Kmr.





  
 Superintendent Engineer  
 PWD (R&B) Circle Budgam  
 H Q: Budgam

**OFFICE OF THE DEPUTY COMMISSIONER BUDGAM**

**Form-III (District Budgam)**

**Market value Guidelines of Agriculture Land for the year 2024**

**Value per Kanal (Rupees in Lacs)**

S.No	Patwar Halqa	Name of the Village	Mohalla / Khait /Taraf etc	Residential	Commercial	Irrigated		Un-Irrigated	
						Agriculture	Horticulture	Agriculture	Horticulture
1	2	3	4	5	6	7	8	9	10
<b>1. Tehsil Budgam.</b>									
1	Budgam	BUDGAM (Rural)	-	-	-	42.10	44.40	28.30	31.80
2		KHANPORA	-	-	-	20.60	23.50	18.30	20.60
3		SURAD	-	20.50	25.50	19.00	19.80	15.30	17.30
4		RAZWAN	BON MOHALLAH	32.80	41.00	19.00	21.50	17.10	19.60
			MOQDAM MOHALLAH	30.30	36.90	19.00	21.50	17.10	19.60
5	DARDPORA	-	27.60	33.70	17.10	19.40	15.60	17.90	
6	Pallar	PALLAR	WANI MOHALLAH	33.20	38.20	24.10	27.40	15.70	17.90
			DAR MOHALLAH	33.20	38.20	24.10	27.40	15.70	17.90
			PAUL MOHALLA	33.40	38.20	24.10	27.40	15.70	17.90
7		MIRGUND	BAZAR MOHALLAH	38.20	48.30	24.70	27.20	21.30	23.00
			SYED MOHALLAH	35.20	40.30	24.70	27.20	21.30	23.00
8		KARIPORA	-	36.60	42.10	22.60	26.20	17.90	20.10
9		RESHIPORA	BON PORA	29.90	37.40	17.60	19.40	17.60	19.40
			RIZVI MOHALLAH	41.10	52.30	17.60	19.40	17.60	19.40
10		BODUNA	-	41.10	52.30	17.60	19.40	17.60	19.40
11		CHOURIBAGH	-	41.10	52.30	17.60	19.40	17.60	19.40
12		CHECK KAALI KHAN	-	41.10	52.30	17.60	19.40	17.60	19.40
13.		Choon	CHOON	-	19.60	25.40	14.10	14.80	12.00
14.	MAMATH		-	19.60	25.40	14.10	14.80	12.00	13.20
15.	HANDJAN		-	17.90	23.30	12.90	13.50	10.90	12.00
16.	KURHAMA		-	17.90	23.30	12.90	13.50	10.90	12.00
17.	NAGRADKHAH		-	19.60	25.50	14.10	14.80	12.00	13.20

General Manager  
District Industries Centre  
Budgam, Kmr.

*Handwritten signature*

*Handwritten signature*

*Handwritten signature*

*Handwritten signature*

*Handwritten signature*

*Official stamp and signature*  
District Industries Centre  
Budgam, Kmr.



17.		NAGRADHKHAH	-	19.60	25.50	14.10	14.80	12.00	13.20
18.		RETNIPORA	-	17.90	23.20	12.90	13.50	10.90	12.10
19.		HUROO	-	29.90	37.40	21.80	22.80	17.30	17.90
20.		THOKARPORA	-	18.00	23.40	13.00	13.60	11.00	12.20
21.	Juhama	JUHAMA	-	14.80	19.60	11.00	12.40	8.60	9.80
22.		HEEWUDAR	-	13.50	18.00	9.90	11.30	7.90	9.00
23.		MAHAWARA	-	14.70	19.60	11.00	12.40	8.60	9.90
24.		CHANDPORA	-	17.90	23.30	12.90	13.50	10.90	12.00
25.		LABERTAL	-	17.90	23.30	12.90	13.50	10.90	12.00
26.		DOONSUNAR	-	8.30	12.80	4.20	4.70	4.10	4.70
27.	Jawalapora	JAWALAPORA	JAMIA MASJID MOHALAH	18.70	23.30	12.90	13.50	10.90	12.00
			ASTAN PORA	17.90	23.30	12.90	13.50	10.90	12.00
			BON PORA	17.90	23.30	12.90	13.50	10.90	12.00
28.		KISHTWAR	-	17.90	23.30	12.90	13.50	10.90	12.00
29.		HAYATPORA	-	17.90	23.30	12.90	13.50	10.90	12.00
30.		GOJURA	-	17.90	23.30	12.90	13.50	10.90	12.00
31.		CHECK GOJURA	-	17.90	23.30	12.90	13.50	10.90	12.00
32.		AUDOORA	-	17.90	23.30	12.90	13.50	10.90	12.00
33.	Sundipora	SUNDIPORA	PETH PORA	17.90	23.30	12.90	13.50	10.90	12.00
			BON PORA	17.90	23.30	12.90	13.50	10.90	12.00
34.		ZAZBUGH	-	17.90	23.30	12.90	13.50	10.90	12.00
		DALWAN	-	17.90	23.30	12.90	13.50	10.90	12.00
35.		BANDIBAGH	-	17.90	23.30	12.90	13.50	10.90	12.00
36.		SHOGHPORA	-	17.90	23.30	12.90	13.50	10.90	12.00
37.		TILANPORA	-	17.90	23.30	12.90	13.50	10.90	12.00
38.		GUZARGUND	-	17.90	23.30	12.90	13.50	10.90	12.00
39.		PATWAW	-	19.60	23.40	14.20	14.80	11.90	13.20
40.	ICHGAM	ICHGAM	BAZAR MOHALAH	41.30	52.60	18.00	19.70	18.00	19.70
			SADAT MOHALAH	41.30	52.60	18.00	19.70	18.00	19.70
			KUMAR MOHALAH	41.30	52.60	18.00	19.70	18.00	19.70
41.		Qazi Bagh	QAZI BAGH	41.10	52.30	17.90	19.60	17.90	19.60
42.		HARGIGUND	-	41.10	52.30	17.90	19.60	17.90	19.60
43.		ZOORIBAGH	-	45.10	57.40	19.60	21.70	19.70	21.70
44.		ZOORIGUND	-	41.10	52.40	17.90	19.60	17.90	19.60
45.	ICHKOOT	ICHKOOT	ARAMPORA	19.60	25.40	14.20	14.80	12.00	13.20
			PUSHPORA	19.60	25.50	14.20	14.80	12.00	13.20

General Manager  
District Industries Centre  
Budgam, Kmr.

Superintending Engineer  
IWD (R&B) State Budgam  
I/O: Budgam

			QASAI MOHALLAH	19.60	25.50	14.20	14.80	12.00	13.20
46		KARGAM PALCHATI	-	17.90	23.30	12.90	13.50	10.90	12.10
47		MUNIPAPAY	-	17.90	23.30	12.90	13.50	10.90	12.10
48		SUNERGUND	-	17.90	23.30	12.90	13.50	10.90	12.10
49	GUDSATHOO	GUDSATHOO	DAR MOHALLAH	19.60	25.50	15.30	16.10	13.00	14.30
			MOGDAM MOHALLAH	19.60	25.50	15.30	16.10	13.00	14.30
			ASTAN PORRA	19.60	25.50	15.30	16.10	13.00	14.30
50		CITHRU DANGERPORA	-	17.90	23.30	12.90	13.50	10.90	12.10
51		NAROO	-	17.90	23.30	12.90	13.50	10.90	12.10
52		BAGH SAHIB RAM	-	17.90	23.30	12.90	13.50	10.90	12.10
53		LALGUND	-	19.60	25.40	15.90	18.20	12.90	13.90
54		LALGAM	-	19.60	25.50	15.90	18.20	12.90	13.90
55	BEMINA	BEMINA	-	-	-	38.00	40.10	38.00	40.10
56		HAJIBAGH	-	37.60	48.50	20.20	21.90	18.50	17.80
57		DANDOOSA	-	38.20	45.10	20.20	21.90	18.50	17.80
58	SHARIF ABAD(MC Srinagar)	IMAMBADA MOHALLAH		38.20	49.30	20.40	22.10	18.70	18.00
			RIZVI MOHALLAH	38.20	49.30	20.40	22.10	18.70	18.00
			RATHER MOHALLAH	38.20	49.30	20.40	22.10	18.70	18.00
59	HANJAK	DAR MOHALLAH		37.50	48.60	10.10	11.80	18.50	17.80
			WANI MOHALLAH	37.50	48.60	10.10	11.80	18.50	17.80
60	Humhama (Rural)	HUMHAMA	-	-	-	60.30	64.10	52.80	56.70
61	Gogoo (Rural)	GOGOO	-	-	-	52.80	55.00	45.30	47.60
62	Rangred(Rural)	RANGRED	-	-	-	45.30	47.60	40.70	43.00
63		NAMBAL NARKARA	-	57.40	68.00	30.10	33.20	27.30	31.00
64	NARKARA	NARKARA (Rural)	-	-	-	30.10	33.20	27.30	31.00

General Manager  
District Industries Centre  
Budgam, Kmr

Superintendent  
D. (R&B) SE  
D. Q. S. E.

65		WATDOORU GALWANPORA (Rural)	-	-	-	35.50	37.10	33.90	33.90
66		BATHAR	-	44.90	55.40	25.40	27.70	24.10	25.80
67		OMPORA(Rural)	-	-	-	44.90	48.60	37.40	39.50
68		SHIEKHPORA	SYED ABAD COLONY	60.30	67.90	45.30	47.60	37.80	39.90
	MOQDAMPORA		60.30	67.90	45.30	47.60	37.80	39.90	
	ASTANPORA		67.90	75.40	45.30	47.60	37.80	39.90	
69		DOORU	-	32.90	45.60	26.90	29.20	18.20	19.70
70		SEBDAN	-	32.90	45.60	26.90	29.20	18.20	19.70
71	KAREWA DAMUDAR	KAREWA DAMUDAR	-	37.80	44.50	37.20	32.60	30.00	28.80
72		WAWOOSA	-	-	-	37.20	32.30	29.70	28.60
73	SOIBUGH	SOIBUGH	ASTAN MOHALLAH	31.40	34.40	14.40	16.50	12.10	13.50
			JAMIA MOHALAH	29.80	34.40	14.40	16.50	12.10	13.50
			CHAK MOHALLAH	29.80	37.40	14.40	16.50	12.10	13.50
			HAT HARAN	29.20	33.60	14.40	16.50	12.10	13.50
74		HARIPORA HARAN	-	22.50	25.40	14.40	15.80	12.10	13.50
75		HAKARMULLAH	-	15.10	15.70	12.80	14.30	11.30	12.80
76		GUND HANJAK	-	15.10	15.70	12.80	14.30	11.30	12.80
77		KAMAHUPORA	-	16.50	17.20	16.50	17.10	12.40	13.90
78	NASRULLAH PORA	NASRULLAH PORA	BEIGH MOHALLAH	32.90	37.40	18.00	20.10	16.40	17.90
			PATHAN MOHALLAH	26.90	32.90	18.00	20.10	16.40	17.90
			MIR MOHALLAH	32.90	40.00	18.00	20.10	16.40	17.90
			PUNJABI MOHALLAH	33.60	41.10	18.00	20.10	16.40	17.90
79		DAFPORA	-	32.90	37.00	18.00	20.10	16.40	17.90
80		WARAPORA	-	32.90	37.00	18.00	20.10	16.40	17.90
81		TAKIPORA	-	32.90	37.00	18.00	20.10	16.40	17.90
82		WARA SANGAM	-	35.90	40.60	19.60	22.20	18.00	19.60
83		PYMUS	-	35.90	42.70	19.60	22.20	18.00	19.60
84		GALWANPORA	-	32.90	38.80	18.00	20.10	16.40	17.90
85		RAKHI HAKARMULLAH	-	32.90	38.80	18.00	20.10	16.40	17.90

*Ahmed Latif*

General Manager  
District Industries Centre  
Rudrapur

*[Signature]*

*[Signature]*

*[Signature]*

STATE OF UTTAR PRADESH  
R.D. (R&B) DIVISION  
H.O. [ ]

86		QADIPORA	-	32.90	38.80	18.00	20.10	16.40	17.90
87	GAREND KALAN	GAREND KALAN	-	19.60	25.50	14.20	14.80	12.00	13.20
88		GAREND KHURD	-	21.20	26.80	15.80	16.40	12.00	13.20
89		HARDU BATPORA	-	17.90	23.30	12.90	13.50	10.90	12.00
90		NENDWENDPORA	-	17.90	23.30	12.90	13.50	10.90	12.00
91		SURANHAR	-	17.90	23.30	12.90	13.50	10.90	12.00
92	WAHABPORA	WAHABPORA	KHURD MOHALLAH	17.90	23.30	12.90	13.50	10.90	12.00
			TENG MOHALLAH	17.90	23.30	12.90	13.50	10.90	12.00
			QAZIM SHAH MOHALLAH	17.90	23.30	12.90	13.50	10.90	12.00
93		CHECK WAZIRPANU	-	17.90	23.30	12.90	13.50	10.90	12.00
94	DAHARMUNA		FARASH GUND	19.60	25.40	15.40	16.10	12.90	14.30
			MARGLARI	19.60	25.40	15.40	16.10	12.90	14.30
			PAUL MOHALLAH	23.10	26.30	15.40	16.10	12.90	14.30
			BON PORE	23.10	26.30	15.40	16.10	12.90	14.30
95		RAKHI AARATH	-	18.00	23.40	13.00	13.80	11.00	12.10
96		SOFIPORA	-	17.90	23.30	12.90	13.70	10.90	12.00
97		SHAHPORA	-	17.90	23.30	12.90	13.70	10.90	12.00
98		AALUPORA	-	17.90	23.30	12.90	13.70	10.90	12.00
99		SHUPRIBAGH	-	17.90	23.30	12.90	13.70	10.90	12.00
100	SHOLIPORA	SHOLIPORA	HILAL COLONY	29.80	37.40	10.90	12.40	9.30	10.90
			SHALKOTE	29.80	35.90	10.90	12.40	9.30	10.90
			ATIPORA	25.40	29.60	10.90	12.40	9.30	10.90
101		SAARATPORA	-	29.90	37.40	10.90	12.40	9.30	10.90
102		PARIS ABADPORA	-	29.90	37.40	10.90	12.40	9.30	10.90
103	WATERWANI	WATERWANI	MALIK MOHALLAH	19.60	25.50	15.30	16.10	13.00	14.30
			QAZI MOHALLAH	21.30	26.30	15.30	16.10	13.00	14.30
104		DADINA	-	18.00	23.30	13.50	12.90	10.90	12.00
105		BETABAGH	-	18.00	23.30	14.70	14.00	10.90	12.00
106		PATLIBAGH	-	18.00	29.80	14.70	14.00	11.90	13.00
107		LAKHRIPORA	-	19.60	25.40	16.10	15.30	13.00	14.30
108		KAKANMARAN	-	26.10	29.50	21.20	24.50	15.30	16.10

General Manager  
District Industries Centre  
Budgam, Kmr.

*Handwritten signature*

*Handwritten signature*

*Handwritten signature*

*Handwritten signature*

*Handwritten signature*

Supervisor  
PWD  
100

2. Tehsil Khansahib										
S.No	Patwar Halqa	Name of the Village	Mohalla / Khait / Taraf etc	Residential	Commercial	Irrigated		Un-irrigated		
						Agriculture	Horticulture	Agriculture	Horticulture	
1	Khansahib	Khansahib (Rural)	.	-	-	10.80	11.80	9.20	9.20	
2		yarisatroo	Mir Mohalla	7.80	9.00	6.00	6.60	3.80	4.10	
			Bhat Mohalla	7.80	9.00	6.00	6.60	3.80	4.10	
3		Kalshipora	Bhat Mohalla	10.10	11.80	7.80	8.70	7.80	7.70	
			Wani Mohalla	10.10	11.80	7.80	8.70	7.80	7.70	
			Dar Mohalla	10.10	11.80	7.80	8.70	7.80	7.70	
4		Dooru	Masjid Mohalla	10.10	11.60	7.80	8.50	5.10	5.60	
5		Arizal	Arizal	War Mohalla	9.20	9.20	7.10	7.80	6.00	6.50
				Dar Mohalla	9.20	9.20	7.10	7.80	6.00	6.50
				Kotay mohalla	9.20	9.20	7.10	7.80	6.00	6.50
	Ganie Mohalla			9.20	9.20	7.10	7.80	6.00	6.50	
	Khan Mohalla			9.20	9.20	7.10	7.80	6.00	6.50	
	Mir Mohalla			9.20	9.20	7.10	7.80	6.00	6.50	
6	Machipora		Dar Mohalla	8.90	9.40	7.10	7.80	6.00	6.50	
7	Khud Rawath Pora		Shah Mohalla	8.50	9.80	6.50	7.20	5.40	6.00	
8	Khospora		Dar Mohalla	8.90	10.40	7.10	7.80	6.00	6.50	
			Peer Mohalla	8.90	10.40	7.10	7.80	6.00	6.50	
9	Rakhyee		Kotay Mohalla	8.90	9.40	6.30	6.80	4.20	5.80	
10	Danger Pora		Dar Mohalla	8.20	9.40	6.30	6.80	5.20	5.80	
11	Zempora		Bon Mohalla	8.60	9.80	6.30	6.80	5.20	5.80	
12	Gotlipora		Khan Mohalla	8.60	9.80	6.50	7.20	4.40	4.80	
13	Rawalpora		Rawalpora	Mukdam Mohalla	7.70	8.90	6.00	6.50	4.80	5.20
				Masjid Mohalla	7.70	8.90	6.00	6.50	4.80	5.20
		Mir Mohalla		7.70	8.90	6.00	6.50	4.80	5.20	
14	Par Pora Saifullah	Khan Mohalla	5.40	6.80	4.20	4.60	4.20	4.60		
15	Gundi Punah	Bun Mohalla	6.20	7.20	4.80	5.20	4.20	4.60		
		Nag Mohalla	6.20	7.20	4.80	5.20	4.20	4.60		
16	Kralnewa	Ganie Mohalla	7.30	7.90	5.60	6.20	5.00	5.40		

General Manager  
District Industries Centre

SUPERINTENDENT  
I.C.D. (R&S)  
M.C. D. I. C. S.

			Masjid Mohalla	7.30	7.90	5.60	6.20	5.00	5.40
			Astan Mohalla	7.30	7.90	5.60	6.20	5.00	5.40
17		Charatoo	Masjid Mohalla	7.30	7.90	5.60	6.20	5.00	5.40
18		Rakh Wachoo	Ganie Mohalla	6.20	7.20	4.80	5.20	4.20	4.60
			Bon Mohalla	6.20	7.20	4.80	5.20	4.20	4.60
19		Wachoo	Masjid Mohalla	6.70	7.70	5.10	5.60	4.60	5.40
			Astan Mohall	6.70	7.70	5.10	5.60	4.60	5.70
20		Gund Shogi Tiploo	Masjid mohallah	6.70	7.70	5.10	5.60	4.60	5.40
21	Zoogo Kharien	Hardapanzoo	Khan Mohalla	11.70	12.90	9.80	9.80	9.80	9.90
			Thoker Mohalla	11.70	12.90	9.80	9.80	9.80	9.90
			Chopan Mohalla	11.70	12.90	9.80	9.80	9.80	9.90
22		Nandpora	Bhat Mohalla	9.00	10.60	6.80	7.60	6.80	7.60
			Faqir Check	9.00	10.60	6.80	7.60	6.80	7.60
23		Zoogo kharien	Ahanger Mohalla	6.20	7.20	6.60	6.60	6.60	6.60
			Ganie Mohalla	6.20	7.20	6.60	6.60	6.60	6.60
			Shah Mohalla	6.20	7.20	6.60	6.60	6.60	6.60
			Khaliq Khan Mohalla	6.20	7.20	6.60	6.60	6.60	6.60
			Malik Mohalla	6.20	7.20	6.60	6.60	6.60	6.60
24		Ringzabal	Ringzabal A	4.60	5.30	3.50	4.00	3.60	3.60
			Ringzabal B	4.60	5.30	3.50	4.00	3.60	3.60
25		Brass	Chopan Mohalla	7.50	8.70	5.80	6.40	4.60	5.00
			Magray Mohall	7.50	8.70	5.80	6.40	4.60	5.00
26		Chill	Sheikh Mohalla	7.50	8.70	5.80	6.40	4.60	5.00
			Mir Mohalla	7.50	8.70	5.80	6.40	4.60	5.00
			Teli Mohalla	7.50	8.70	5.80	6.40	4.60	5.00
27	Falchill	Falchill	Falchill A	15.50	17.70	11.90	13.10	7.70	8.50
			Falchill B	15.50	17.70	11.90	13.10	7.70	8.50
			Falchill C	15.50	17.70	11.90	13.10	7.70	8.50
			Falchill D	15.50	17.70	11.90	13.10	7.70	8.50
28		Babapora	Babapora	12.40	14.20	9.50	10.50	7.50	8.40
29		Nunner	Khanday Mohalla	11.50	13.30	8.90	9.80	8.00	8.80
			Astan Mohalla	11.50	13.30	8.90	9.80	8.00	8.80
			Muqdam Mohalla	11.50	13.30	8.90	9.80	8.00	8.80
30		Nuchgam	Astan Mohalla	10.40	11.80	7.90	8.80	7.50	8.30

General Manager  
District Industries Centre  
Budgam/Kmr.

*[Handwritten Signature]*

*[Handwritten Signature]*

*[Handwritten Signature]*

*[Handwritten Signature]*

SUPERVISOR  
IWD (C) SET

31		Shooru	Teli Mohalla	15.00	17.20	11.50	12.70	8.80	9.60	
			Muqdam Mohalla	15.00	17.20	11.50	12.70	8.90	9.60	
32		Howoora	Parray Mohalla	9.80	11.40	8.70	8.70	8.40	8.40	
			Rather Mohalla	9.80	11.40	8.70	8.70	8.40	8.40	
33	Parnewa	Parnewa	Dar Mohalla	17.70	20.40	13.60	15.10	10.40	11.40	
				Kumar Mohalla	17.70	20.40	13.60	15.10	10.40	11.40
				Bhat Mohalla	17.70	20.40	13.60	15.10	10.40	11.40
				Shah Mohalla	17.70	20.40	13.60	15.10	10.40	11.40
34			Wager	Lone Mohalla	17.70	20.40	13.60	14.80	10.40	11.40
				Masjid Mohalla	17.70	20.40	13.60	14.80	10.40	11.40
				Astan Mohalla	17.70	20.40	13.60	14.80	10.40	11.40
35			Kulbugh	Ganie Mohalla	17.70	20.40	13.60	15.10	12.40	13.60
				Tantray Mohalla	17.70	20.40	13.60	15.10	12.40	13.60
36			Harinoo	Sofi Mohalla	15.70	18.00	12.00	13.20	9.10	10.00
				Rather Mohalla	15.70	18.00	12.00	13.20	9.10	10.00
37			Gundi Arjun	Gundi Arjun	16.20	18.70	12.60	13.70	11.40	12.60
38	Dreygam Khasipora	Banderpora	Banderpora Mohalla	11.30	13.60	9.10	9.90	8.10	8.10	
				Nangroo Mohalla	11.30	13.60	9.10	9.90	8.10	8.10
39			Dreygam Khasipora	Bab Mohalla	13.00	15.00	9.90	11.00	7.60	8.40
				Malik Mohalla	13.00	15.00	9.90	11.00	7.60	8.40
				Peth Dreygam	13.00	15.00	9.90	11.00	7.60	8.40
40			Kremshore	Wani Mohalla	20.60	21.50	15.90	17.50	9.10	9.60
				Dobi Mohalla	20.60	21.50	15.90	17.50	9.10	9.60
				Chowri Bagh	20.60	21.50	15.90	17.50	9.10	9.60
				Bodh Mohalla	20.60	21.50	15.90	17.50	9.10	9.60
41			Nambalhar	Wani Mohalla	14.80	17.00	11.40	12.50	10.10	11.20
42		Lanoora	Najar Mohalla	13.40	15.50	12.00	11.40	7.10	7.80	
43		Bugroo	Thoker Mohalla	17.40	20.00	13.40	14.90	9.80	10.90	
			Astan Mohalla	17.40	20.00	13.40	14.90	9.80	10.90	
			Muz Mohalla	17.40	20.00	13.40	14.90	9.80	10.90	
			Rather Mohalla	17.40	20.00	13.40	14.90	9.80	10.90	
44	Dabipora	Shanipora	Pal Mohalla	11.40	13.10	9.10	9.80	7.80	8.50	
				Masjid Mohalla	11.40	13.10	9.10	9.80	7.80	8.50
45			Khud Pora	Khudpora A	11.40	13.10	9.50	10.60	8.20	9.00
46			Fajipora	Fajipora	12.40	14.30	9.50	10.60	8.20	9.00

General Manager  
District Industries Centre  
Budgam, Ktr.

*[Handwritten Signature]*

*[Handwritten Signature]*

*[Handwritten Signature]*

*[Handwritten Signature]*

*[Handwritten Signature]*

Supervisor  
P.O. Budgam

47		Kenoora	Munawar Mohalla	12.40	14.30	9.50	10.60	7.70	9.00	
48		Mulla Naroo	Wani Mohalla	12.50	14.30	9.50	10.60	7.70	9.00	
49		Kharapora	Khara Pora A	11.90	13.70	9.20	10.00	7.80	8.60	
50		Dabipora	Dabipora A	13.00	15.10	10.10	11.10	6.70	7.40	
			Dabipora B	13.00	15.10	10.10	11.10	6.70	7.40	
51		Kharipora	Kharipora A	11.10	13.90	8.50	9.30	6.30	7.00	
52	Talapora	Gotipora	Dar Mohalla	11.60	13.40	8.90	9.80	6.50	7.20	
53		Bata Pora	Bhat Mohalla	9.70	11.30	7.50	8.30	6.50	7.20	
54		Sheikh Wadipora	Dar mohalla	9.80	11.40	7.60	8.40	5.80	6.10	
55		Talapora	Parra Mohalla	10.90	12.30	8.30	9.00	6.60	7.20	
56		Bugchill	Wani Mohalla	9.80	11.40	7.60	8.40	6.50	7.20	
57		Gojthajie	Khan Mohalla	12.10	14.10	10.60	10.80	7.90	9.30	
58		Check Shera	Najar Mohalla	11.80	13.50	9.10	9.70	9.00	9.70	
				Kumar Mohalla	11.80	13.50	9.10	9.70	9.00	9.70
59		Check Qadoos	Check Qadoos	11.30	13.00	8.70	9.50	7.40	8.20	
60		Kachipuram	Bajad Mohalla	10.30	11.70	8.70	8.60	6.80	7.50	
61	Waterhail	Waterhail	Teli Mohalla	12.80	14.90	9.80	10.90	8.60	9.30	
				Rather Mohalla	12.80	14.90	9.80	10.90	8.60	9.30
				Beigh Mohalla	12.80	14.90	9.80	10.90	8.60	9.30
				Zarger Mohalla	12.80	14.90	9.80	10.90	8.60	9.30
				Malik Mohalla	12.80	14.90	9.80	10.90	8.60	9.30
				Gulshan Colony	12.80	14.90	9.80	10.90	8.60	9.30
				Bala Mohalla	12.80	14.90	9.80	10.90	8.60	9.30
62		Brail	Dar Mohalla	12.80	14.90	9.80	10.90	8.60	9.30	
				Muqdam Mohalla	12.80	14.90	9.80	10.90	8.60	9.30
63		Gundi ali Nayak	Baba Mohalla	7.80	9.00	7.40	8.20	7.40	8.20	
			Kumar Mohalla	7.80	9.00	7.40	8.20	7.40	8.20	
			Sheikh Mohalla	7.80	9.00	7.40	8.20	7.40	8.20	
			Reshi Mohalla	7.80	9.00	7.40	8.20	7.40	8.20	
			Astan Mohalla	7.80	9.00	7.40	8.20	7.40	8.20	
64	Hardwail	Beigh Mohalla	12.80	12.80	9.80	10.90	8.60	9.30		
			Astan Mohalla	12.80	12.80	9.80	10.90	8.60	9.30	
			Bhat Mohalla	12.80	12.80	9.80	10.90	8.60	9.30	
			Khan Mohalla	12.80	12.80	9.80	10.90	8.60	9.30	

General Manager  
District Industries Centre  
Budgar, Kmr.

Superintending Engineer  
PWB (R&B) Circle Budgar  
H.Q. Budgar



65		Channanowpora	Lone Mohalla	6.20	7.20	4.80	5.20	4.20	4.60
66		Check Channanowpora	Check Channanowpora	--	--	2.80	3.10	2.00	2.10
67		Gamgulla	Najar Mohalla	5.60	6.50	4.40	4.80	4.40	4.80
68		Gundi Darvash Harwanie	Bon Mohalla	6.40	7.50	4.90	5.40	4.10	4.40
			Munz Mohalla	6.40	7.50	4.90	5.40	4.10	4.40
69		T.F. Shah	Shah Mohalla	11.90	13.70	9.20	9.90	7.80	8.50
			Masjid Mohalla	11.90	13.70	9.20	9.90	7.80	8.50
			Baghi Bakiya	--	--	11.50	12.50	9.80	10.90
70	Arigam	Baghi Bakiya		--	--	15.10	14.20	9.60	11.30
71		Arigam	Bhat Mohalla	16.70	20.10	15.10	14.20	9.60	11.30
			Shah Mohalla	16.70	20.10	15.10	14.20	9.60	11.30
			Haji Mohalla	16.70	20.10	15.10	14.20	9.60	11.30
			Pandith	16.70	20.10	15.10	14.20	9.60	11.30
72		Yegbugh	Mir Mohalla	13.30	15.40	10.40	11.30	8.90	9.60
73		Narigund	Narigund	9.00	10.50	7.00	7.60	5.40	6.00
74		Rakh Kaitch Razgeer	Rakh Kaitch	12.80	14.90	9.80	10.90	6.70	7.40
75		Madnoon Honaohar		0.00	0.00	6.80	7.50	6.20	6.80
76	Raithan	Khahipora	Sheikh Mohalla	8.90	10.40	6.80	7.50	6.20	6.80
			Muqdam Mohalla	8.90	10.40	6.80	7.50	6.20	6.80
77		Balapora	Ganie Mohalla	8.90	10.40	6.80	7.50	6.20	6.80
			Sheikh Mohalla	8.90	10.40	6.80	7.50	6.20	6.80
78		Raithan	Raithan A	11.50	13.30	8.90	9.70	7.70	8.50
			Raitha B	11.50	13.30	8.90	9.70	7.70	8.50
			Raithan C	11.50	13.30	8.90	9.70	7.70	8.50
79		Shamesabad	Buland Pora	15.10	15.90	13.90	13.90	13.90	13.90
			Teetwan Pathrie	15.10	15.90	13.90	13.90	13.90	13.90
			Babnar	15.10	15.90	13.90	13.90	13.90	13.90
80		Bararipora	Shah Mohalla	10.30	11.80	11.50	10.40	9.60	9.00
81		Kaitch Razgeer	Zamindar Mohalla	12.80	14.90	9.80	10.90	8.60	9.30
			New Colony	12.80	14.90	9.80	10.90	8.60	9.30

General Manager  
District Industries Centre  
Budgam, Kmr


Superintending Engineer  
PWD (K&B) Circle Budgam  
H.Q. Budgam


82	Frestwar	Frestwar	Chan Mohalla	12.80	14.90	9.80	10.90	8.60	9.30			
			Bon Frestwar	5.70	6.20	4.80	5.10	4.70	5.10			
			Peth Frestwar	5.70	6.20	4.80	5.10	4.70	5.10			
83		Shalnar	Shalnar	5.70	6.20	4.70	5.10	3.50	3.70			
84	Kachwarie	Kachwarie	Khan Mohalla	6.30	7.30	4.90	5.30	3.90	4.30			
			Wagay Mohalla	6.30	7.30	4.90	5.30	3.90	4.30			
			Khatana Mohalla	6.30	7.30	4.90	5.30	3.90	4.30			
			Lone Mohalla	6.30	7.30	4.90	5.30	3.90	4.30			
			Bujran Mohalla	6.30	7.30	4.90	5.30	3.90	4.30			
85		Watred Dalbal	Wated A	9.60	11.20	7.40	8.20	6.30	7.00			
			Wated B	9.60	11.20	7.40	8.20	6.30	7.00			
			Dalbal	9.60	11.20	7.40	8.20	6.30	7.00			
86	Gurwaith kalan	Gurwaith Kalan	Pannchal Bethi	8.90	10.40	6.80	7.50	5.80	6.40			
			Wani Mohalla	8.90	10.40	6.80	7.50	5.80	6.40			
			Khatan Mohalla	8.90	10.40	6.80	7.50	5.80	6.40			
			Khar Mohalla	8.90	10.40	6.80	7.50	5.80	6.40			
			Mohali Sheelihah	8.90	10.40	6.80	7.50	5.80	6.40			
			Gani Mohalla	8.90	10.40	6.80	7.50	5.80	6.40			
			Dar Mohalla	8.90	10.40	6.80	7.50	5.80	6.40			
			Wagay Mohalla	8.90	10.40	6.80	7.50	5.80	6.40			
			87		Gurwaith Khurd	Wagay Mohalla	8.90	10.40	6.80	7.50	4.20	4.60
			88		Lanilab	Deend Mohalla	8.90	10.40	6.80	7.50	5.80	6.40
Muqdam Mohalla	8.90	10.40				6.80	7.50	5.80	6.40			
Sheikh Mohalla	8.90	10.40				6.80	7.50	5.80	6.40			
89	Yarikhah	Yarikhah	Gud Pora	11.60	13.40	9.00	9.80	7.80	8.60			
			Sheikh Mohalla	11.60	13.40	9.00	9.80	7.80	8.60			
			Chan Mohalla	11.60	13.40	9.00	9.80	7.80	8.60			
			Dag Mohalla	11.60	13.40	9.00	9.80	7.80	8.60			
			Mir Mohalla	11.60	13.40	9.00	9.80	7.80	8.60			
			Gogal Dara	11.60	13.40	9.00	9.80	7.80	8.60			
90		Soznipora	Soznipora	10.70	12.30	8.20	9.00	7.20	7.80			
91		Kralpathrie	Kralpathrie	8.30	9.30	7.40	7.40	7.40	7.40			
92		Trajkhal	Trajkhal	8.40	9.40	7.50	7.50	7.50	7.50			
93		Reyar Beeru	Khan Mohalla	12.80	14.50	10.40	11.10	9.20	9.80			
			Gunda Mohalla	12.80	14.50	10.40	11.10	9.20	9.80			





General Manager  
District Industries Centre  
Budgam, Kmr.

Superintendent  
P.W.D. (R&T)  
H.Q. Budgam

94	Reyar Ich	Dinda Mohalla	12.80	14.50	10.40	11.10	9.20	9.80
		Khud Pora	12.80	14.50	10.40	11.10	9.80	10.80
		Chan Mohalla	12.80	14.50	10.40	11.10	9.80	10.80
		Jamia Masjid Mohalla	12.80	14.50	10.40	11.10	9.80	10.80

  
 General Manager  
 District Industries Centre  
 Budgam, Kmr.



  
 Superintendent Engineer  
 PWD (P&B)  
 I.O. Budgam

### 3. Tehsil Charar-i-Sharief

S.No	Patwar Halqa	Name of the Village	Mohalla / Khait /Taraf etc	Residential	Commercial	Irrigated		Un-Irrigated		
						Agriculture	Horticulture	Agriculture	Horticulture	
1	Charar-i-Sharief	Charar-i-Sharief (Rural)	Chrarischarief	25.90	28.50	---	---	19.60	20.40	
			Hapatnar/ Rakhyee	12.70	-	---	---	10.30	11.50	
			Zaloosa	24.00	24.60	---	---	20.00	20.00	
			Zaipanchal	14.00	-	---	---	7.00	8.20	
			Fresdab	9.30	-	---	---	4.70	5.90	
			Batapora	9.30	-	---	---	4.70	7.00	
2		Gundishamus	Gundishamus	9.30	-	7.70	8.20	7.00	7.00	
3	Chrawani	Chrawani	Bonapora	11.80	12.90	8.90	9.70	7.10	9.20	
			Dangerpora	11.80	12.90	8.90	9.70	7.10	9.20	
			Bohahar	11.80	12.90	8.90	9.70	7.10	9.20	
4		Malapora	Malapora	9.00	9.60	7.30	8.30	6.50	7.80	
			Zagipora	9.00	9.60	7.30	8.30	6.50	7.80	
5		Check Govind Jodhar	Wodermohalla	11.70	-	7.30	8.30	6.50	8.30	
			Azad Basti	11.70	-	7.30	8.30	6.50	8.30	
6	Darwan	Darwan	-----	7.40	-	-	9.30	7.00	7.40	
7		Nowgam	-----	7.40	-	-	9.30	7.00	7.40	
8		Kanidajan	Kanidajan	-----	7.80	-	-	9.70	7.40	7.40
			Monshimarg	-----	7.80	-	-	9.70	7.40	7.40
9		Challyan Chotinar	-----	7.30	-	-	-	3.50	5.00	
10		Bradipathri	-----	8.00	-	-	-	4.50	5.70	
11		Nagabal	Ahangar Mohalla	-----	7.50	9.60	7.00	9.40	7.50	8.70
			Gorsi Mohalla	-----	7.50	9.60	7.00	9.40	7.50	8.70
	Sultana Colony		-----	7.40	8.30	-	-	7.40	7.90	
12		Brenpathri	-----	8.00	-	-	-	4.50	5.70	
13	Hardu Dalwan Futlipora	Hardu Dalwan Futlipora	Lawaypora	9.00	9.10	8.70	10.40	8.40	9.70	

General Manager  
District Industries Centre  
Buda...


*Handwritten signature*

*Handwritten signature*

*Handwritten signature*

APPROVED BY  
P.W.D. Circle Budgam  
SC

			Ratherpora	9.00	9.10	8.70	10.40	8.40	9.70	
			Futlipora	9.00	9.10	8.70	10.40	8.40	9.70	
14	Pakharpora	Pakharpora	Magray mohalla	9.60	10.20	8.50	8.90	8.10	8.70	
			Mir Mohalla	9.60	9.30	8.50	8.90	8.10	8.70	
			Kral Mohalla	8.10	8.70	9.70	8.90	8.10	8.70	
			Wani Mohalla	9.60	10.60	9.70	8.90	8.10	8.70	
15		Chraripora	Rather Mohalla	9.50	10.10	-	10.10	6.70	7.40	
			Bhat Mohalla	9.50	10.10	-	10.10	6.70	7.40	
			Ahanger Mohalla	9.50	10.10	-	10.10	6.70	7.40	
16			Shankarpora	----	7.80	8.20	-	9.70	6.50	7.00
17			Manzigam	----	-	-	-	8.20	5.90	7.00
18	Mohandpora	Tilwani Mohalla	8.60	9.20	8.30	8.60	6.20	7.40		
		Ganie Mohalla	8.60	9.20	8.30	8.60	6.20	7.40		
19	Tilsara	Tilsara	Tilsara	9.60	9.60	---	7.80	6.50	7.20	
20		Karapora	New Colony	10.40	11.60	---	9.70	6.70	9.10	
			Mir Mohalla	10.40	11.60	---	9.70	6.70	9.10	
			Wapi Mohalla	10.40	11.60	---	9.70	6.70	9.10	

  
 General Manager  
 District Industries Centre  
 Budgam, Kmr.

  
 Superintendent  
 PWD (Road) Circle Budgam  
 U.O. Budgam

4. Tehsil B.K Pora									
S.No	Patwar Halqa	Name of the Village	Mohalla / Khait /Taraf etc	Residential	Commercial	Irrigated		Un-Irrigated	
						Agriculture	Horticulture	Agriculture	Horticulture
1	B.K.PORA	B.K.PORA	KHOSA BAGH	62.70	65.60	57.40	56.40	60.90	59.40
			Aaribagh	64.10	68.00	57.40	56.40	60.90	56.40
			Kanipora	62.70	70.30	57.40	56.40	60.90	60.10
2		Menganwaji	--	62.10	69.60	49.20	55.80	57.10	58.80
3		Kanipora Kalidar	--	60.30	66.60	49.20	55.80	50.70	55.80
4		Shankerpora	Wanabal	78.20	92.90	70.30	56.40	73.50	59.40
			Makdam Mohalla	75.60	86.00	59.40	56.40	60.90	56.40
			Private Colony Bagh-i- Mehtab	78.20	93.80	70.30	56.40	73.50	59.40
			Ganai Mohalla	75.60	86.00	58.70	56.40	60.90	56.40
5		Manchowa	Sheikh Mohalla	62.70	70.20	54.30	56.40	56.40	57.80
			Maqdam Mohalla	62.70	70.20	54.30	56.40	56.40	57.80
			Rehman Mohalla	62.70	70.20	54.30	56.40	56.40	57.80
			Allayee Mohalla	62.70	70.20	54.30	56.40	56.40	57.80
6		Gund Checkpora	--	38.70	42.00	32.40	35.50	36.30	38.50
7		Check No. 1	--	39.10	42.40	34.00	35.10	37.80	39.10
8	Kralapora	Kralapora	Rangreth Bagh	46.90	51.70	34.90	37.60	39.00	39.90
			DumSum	46.90	51.70	34.90	37.60	39.00	39.90
			Kanta Bagh	46.90	51.70	34.90	37.60	39.00	39.90
			Bilal Abad	46.90	51.70	34.90	37.60	39.00	39.90
			Checkpora	46.90	51.70	34.90	37.60	39.00	39.90
9		Dharambugh	Rather Mohalla	46.90	51.70	32.20	36.10	36.00	38.30
			Hajam Mohalla	46.90	51.70	32.20	36.10	36.00	38.30
			Wapalpora	46.90	51.70	32.20	36.10	36.00	38.30
			Bazaar Mohalla	46.90	51.70	32.20	36.10	36.00	38.30
10		Nowshad	--	17.80	19.20	12.60	13.30	15.30	15.60
11	Rakh-i-Shalina	Rakh-i-Shalina	--	21.30	22.00	19.10	20.10	12.80	14.10

General Manager  
District Industries Centre  
Budgam, Kmr.

*[Handwritten Signature]*

*[Handwritten Signature]*

*[Handwritten Signature]*

*[Handwritten Signature]*

12		Bagh-i-Shakoor Shah	--	16.30	17.80	14.50	15.60	8.20	8.90
13		Zoonipora	--	19.00	20.00	17.70	18.10	10.10	10.60
14		Shalina	--	17.70	19.40	15.80	16.40	13.90	14.50
15		Summerbugh	SumarBugh East	19.20	22.60	15.60	16.90	10.80	12.90
			SumarBugh West	19.20	22.60	15.60	16.90	10.80	12.90
16		Seer Bagh		11.90	14.30	9.00	9.60	6.30	7.50
17	S.K. Bagh	S.K Bagh	Railway Colony	39.10	70.20	31.40	34.50	23.50	25.90
			S.k Bagh Proper	37.70	68.80	29.80	32.80	22.10	24.20
18		Rakh-i-Suthoo	--	37.70	68.80	29.80	32.80	22.10	24.20
19	Kenihama	Kenihama	Bongam	31.40	34.40	23.50	25.10	25.90	26.60
			Kenihama Colony	39.10	47.00	31.40	32.80	28.20	29.80
			Shiapora	39.10	47.00	31.40	32.80	28.20	29.80
20		Dangerpora ( Shahzad Pora )	--	17.30	18.80	15.30	16.50	12.50	13.30
21		Checkpora Kalan	--	16.50	18.00	13.50	15.10	13.40	14.90
22		Check I Fatehdin	--	19.90	21.50	18.60	19.20	12.10	13.40
23		Wangipora	--	11.90	21.50	11.30	12.10	9.00	9.60
24		Check No. 2	--	11.90	12.70	11.30	12.10	8.40	10.60
25		Trazikhud	--	-	-	9.50	9.50	4.90	4.90
26		Gogibagh		10.40	11.20	9.90	10.60	4.10	4.80
27		Zangi Bagh	--	13.30	14.90	12.30	13.50	6.30	7.20
28	Chattergam	Chattergam		40.80	49.10	32.90	33.60	35.00	36.00
29		Zoonipora	--	39.00	46.80	31.30	32.00	33.40	34.40
30		Malik Gund	--	35.60	41.60	28.20	28.80	30.30	31.10
31	Khanda	Khanda	Magray Pora	35.50	42.60	33.80	34.80	35.40	36.10
			Mir Mohalla	35.50	42.60	33.80	34.80	35.40	36.10
			Karigar Mohalla	35.50	42.60	33.80	34.80	35.40	36.10
32	Sanzipora	sanzipora	--	20.10	21.10	16.90	17.80	19.10	19.70
33	Wagoora	Wagoora	Ganai Mohalla	29.70	37.00	21.50	22.30	25.10	25.10
			Malik Mohalla	29.70	37.00	21.50	22.30	25.10	25.10
			Sheikh - ul - Alam Colony	29.70	37.00	21.50	22.30	25.10	25.10
			Makdam Mohalla	29.70	37.00	21.50	22.30	25.10	25.10

General Manager  
District Industries Centre  
Budgam, Kmr.

*[Signature]*

*[Handwritten signatures and initials]*

34		Koothipora	--	23.80	25.10	17.50	18.00	19.40	21.20
35		Suthso Kalan	--	27.30	29.80	18.40	19.40	23.90	27.30
	Mustafa Abad Pahroo	Mustafa Abad Pahroo	Pahroo East	15.00	17.80	11.50	12.20	6.70	8.90
36			Pahroo West	15.00	17.80	11.50	12.20	6.70	8.90
37		Gangipora	--	16.30	19.20	13.40	14.90	8.60	9.60








Dy,  
 General Manager  
 District Industries Centre  
 Budgam, Kmr.

District Industries Centre  
 Budgam, Kmr.



5. Tehsil Chadoora										
S.No	Patwar Halqa	Name of the Village	Mohalla / Khait /Taraf etc	Residential	Commercial	Irrigated		Un-Irrigated		
						Agriculture	Horticulture	Agriculture	Horticulture	
1	Chadoora (Rural)	CHADOORA	-	-	-	37.40	38.70	39.70	38.80	
2		CHEKI CHADOORA	No-Habitation	-	-	13.10	15.60	13.10	15.60	
3		DOYEN	SHIA MOHALLA	-	-	-	37.00	38.30	37.00	38.40
			SHEIKH MOHALLA	-	-	-	37.00	38.30	37.00	38.40
			NOOR ABAD	-	-	-	37.00	38.30	37.00	38.40
			MIR MOHALLA	-	-	-	37.00	38.30	37.00	38.40
			GANIE MOHALLA	-	-	-	37.00	38.30	37.00	38.40
4		DURBUGH	BHAT MOHALLA	-	-	-	37.00	38.30	37.00	38.40
			NEW COLONY	32.60	-	-	37.00	38.30	37.00	38.40
			SHIA MOHALLA	29.50	-	-	13.10	16.30	13.10	16.40
5		AALIPORA	BHAT MOHALLA	29.50	-	-	13.10	16.30	13.10	16.40
6		RESHIPORA	RESHIPORA	11.90	-	-	11.20	13.30	11.20	13.30
7		DAWLATPORA	DAWLATPORA	MUQDAM SHAH MOHALLA	22.30	-	-	17.60	18.50	16.20
8	KAISERMULLA		MANZI MOHALLA	22.30	-	-	17.60	18.50	16.20	16.60
			MAGRAY MOHALLA	17.80	32.70	-	13.90	13.90	13.90	13.90
			MUQDAM MOHALLA	17.80	32.70	-	13.90	13.90	13.90	13.90
			NEW COLONY	18.50	32.70	-	13.90	13.90	13.90	13.90
			TELI MOHALLA	11.20	-	-	8.60	10.60	7.90	9.30
9	AAWANPORA		DAR MOHALLA	11.90	-	-	8.60	10.60	7.90	9.30
10	CHEKIDAMJU GANJU		DAR MOHALLA	11.90	-	-	8.60	10.60	7.90	9.30
			WANI MOHALLA	11.20	-	-	8.60	10.60	7.90	9.30
11	HUSSIPORA		TILWANI PORA	22.30	-	-	19.40	19.40	19.40	19.40
		MIR MOHALLA	22.30	-	-	19.40	19.40	19.40	19.40	
		SHAH MOHALLA	22.30	-	-	19.40	19.40	19.40	19.40	
12	WATHORA	WATHORA	HYDERIA COLONY	49.90	53.00	-	44.10	44.60	45.20	44.60
		SHAH PORA	49.90	53.00	-	44.10	44.60	45.20	44.60	
		DANGER PORA	49.90	53.00	-	44.10	44.60	45.20	44.60	

General Manager  
District Industries Centre  
Budgam, J.K.M.

*[Signature]*

*[Signature]*

*[Signature]*

*[Signature]*

			WAZ MOHALLA	49.90	53.00	44.10	44.60	45.20	44.60
			CHANA MOHALLA	49.90	53.00	44.10	44.60	45.20	44.60
			BAT PORA	49.90	53.00	44.10	44.60	45.20	44.60
13		GOPAL PORA	MIR MOHALLA	29.60	32.90	25.30	26.80	24.70	25.40
			DAR MOHALLA	29.60	32.90	25.30	26.80	24.70	25.40
			BAIGH MOHALLA	29.60	32.90	25.30	26.80	24.70	25.40
			BANAT LANE	29.60	32.90	25.30	26.80	24.70	25.40
			KASHMIR VALLEY LANE	29.60	32.90	25.30	26.80	24.70	25.40
14		ZOLWAH	SHEIKH MOHALLA	21.20	22.70	17.00	18.80	15.20	15.90
			MALIK MOHALLA	21.90	22.70	17.00	18.80	15.20	15.90
			RATHER MOHALLA	21.20	22.70	17.00	18.80	15.20	15.90
15		DONI WARI	HERPORA	19.50	21.20	17.00	18.80	15.20	15.90
			BONIM PORA	19.50	21.20	17.00	18.80	15.20	15.90
16	WADIPORA	WADIPORA	KANIL MOHALLA	15.10	-	11.90	13.40	9.00	10.60
			SHEIKH MOHALLA	15.10	-	11.90	13.40	9.00	10.60
			PAUL MOHALLA	15.10	-	11.90	13.40	9.00	10.60
17		BRARI GUND	-	10.60	-	6.80	8.40	4.60	6.30
18		BEHRAM PORA	-	11.40	-	10.60	13.40	8.70	10.40
19		RANGEEN	RATHER MOHLLA	16.50	-	11.90	13.40	9.10	10.60
			ASTAN MOHALLA	20.90	-	11.90	13.40	9.10	10.60
			JAMIL ABAD	16.50	-	11.90	13.40	9.10	10.60
20		BAGHI HYDER	MIR MOHALLA	15.10	-	11.90	13.40	9.10	10.60
			TELI MOHALLA	15.50	-	11.90	13.40	9.10	10.60
21	BUGAM BATPORA	BUGAM BATPORA	ALAMDAR COLONY	29.40	31.30	27.10	27.90	26.30	27.20
			BATPORA	28.60	31.30	27.10	27.90	26.30	27.20
			PARRAY MOHALLA	29.40	31.30	27.10	27.90	26.30	27.20
			HAMDANIA COLONY	28.60	31.30	27.10	27.90	26.30	27.20
22		NOWBUGH	MAIDAN MOHALLA	25.40	-	22.80	24.00	16.60	17.90
			TULLBAGH COLONY	24.70	-	22.80	24.00	16.60	17.90
			MUQDAM MOHALLA	25.40	-	22.80	24.00	16.60	17.90
23		GOWHARPORA	MIR MOHALLA	25.40	26.90	22.80	24.00	16.60	17.90
			WANI MOHALLA	25.40	26.90	22.80	24.00	16.60	17.90
			NARANDAR	25.40	26.90	22.80	24.00	16.60	17.90
			PIR MOHALLA	25.40	26.90	22.80	24.00	16.60	17.90
24		KUZWERA	KHAN MOHALLA	26.10	26.90	22.80	24.00	16.60	17.90

General Manager  
District Industries Centre  
Budgam, Kmr.

Superintending Engineer  
P.W.D. (R&B) Circle  
H.Q. Budgam

			MIR MOHALLA	25.30	26.90	22.80	24.00	16.60	17.90	
			BHAT MOHALLA	25.90	26.90	22.80	24.00	16.60	17.90	
25		GUND KUZWERA	No Habitation	-	-	27.10	27.90	27.90	27.90	
26	REPORA NAMTHEHAL	PANZAN	HAER PORA	24.60	26.20	19.60	22.90	19.00	20.50	
				NEW COLONY	25.10	26.20	19.60	22.90	19.00	20.50
				PEER MOHALLA	24.60	26.20	19.60	22.90	19.00	20.50
27			LANG PANZAN	ASTAN MOHALLA	17.90	19.40	14.50	16.50	11.70	12.80
				MUQDAM MOHALLA	18.60	19.40	14.50	16.50	11.70	12.80
				NEW COLONY	18.60	19.40	14.50	16.50	11.70	12.80
28			REPORA NAMTHEHAL	SHAH MOHALLA	22.70	23.80	20.20	22.00	19.60	21.30
				PANDITH MOHALLA	23.40	23.80	20.20	22.00	19.60	21.30
				WANI MOHALLA	22.70	23.80	20.20	22.00	19.60	21.30
				NEW COLONY	23.40	23.80	20.20	22.00	19.60	21.30
29		BUCHROO	ASTAN MOHALLA	24.60	26.10	22.60	23.90	20.90	22.20	
			PAUL MOHALLA	24.60	26.10	22.60	23.90	20.90	22.20	
			RATHER MOHALLA	23.90	26.10	22.60	23.90	20.90	22.20	
30		BAGHI BUCHROO	SHEIKH MOHALLA	24.60	-	20.70	22.90	18.10	19.60	
			PAUL MOHALLA	24.60	-	20.70	23.00	18.10	19.60	
31		GANJI BAGH	BHAT MOHALLA	22.90	-	19.60	22.20	16.50	18.10	
			SHEIKH MOHALLA	23.90	-	19.60	22.20	16.50	18.10	
32	NAGAM	NAGAM	YATOO MOHALLA	22.70	24.10	20.40	21.30	16.20	20.80	
				NAJAR MOHALLA	22.80	24.30	20.40	21.20	16.20	20.80
				SHEIKH MOHALLA	22.70	24.10	20.40	21.20	16.20	20.80
				BHAT MOHALLA	22.80	24.30	20.40	21.20	16.20	20.80
				SHAH MOHALLA TAKIA	13.50	15.20	10.92	12.00	9.10	10.70
33	SOGAM	SOGAM	MIR MOHALLA	15.10	-	11.20	13.30	9.80	11.30	
				MALPORA	15.20	-	12.20	13.40	9.80	11.30
				JAMIA MASJID	15.10	-	12.20	13.40	9.80	11.30
34			MEHNOOR	-	15.10	-	12.20	13.40	9.80	11.30
35			KRALWARI	-	15.10	-	12.20	13.40	9.80	11.30
36			GUNDE MASQOOD	-	13.40	-	11.80	11.90	9.50	11.30
37			GUNDE WALI	-	15.10	-	12.20	13.40	9.80	11.30

General Manager  
District Industries Centre  
Budgam, Kmr.

Superintending Engineer  
P.W.D. (R&B) Circle Budgam  
H.Q. Budgam

38	HAYATPORA	HAYATPORA	YATOO MOHALLA	13.40	15.10	10.90	11.90	9.00	10.60
			KHAN MOHALLA	13.40	15.20	10.90	11.90	9.00	10.60
			SOFI MOHALLA	13.40	15.10	10.90	11.90	9.00	10.60
39		QAZIPORA	-	13.40	-	10.90	11.90	9.00	10.60
40		WAPOR NAGAM	-	13.40	-	10.90	11.90	9.00	10.60
41		DARAMSALA SINGHAN	-	13.40	-	10.90	11.90	9.00	10.60
			SIKH MOHALLA	13.40	-	10.90	11.90	9.00	10.60
			SOFI MOHALLA	13.70	-	10.90	11.90	9.00	10.60
42		CHEKI MOHANJUNDAR	-	13.40	-	9.80	9.90	9.90	9.90
43		BADIPORA	BADIPORA	AARAM MOHALLA	19.50	21.10	17.00	18.10	15.20
	HAJAM MOHALLA			19.60	20.30	17.00	18.10	15.20	16.70
	GANIE MOHALLA			19.50	21.10	17.00	18.10	15.20	16.70
44	KUCHLOO	UN-INHABITANT	-	-	12.20	13.40	11.20	12.70	
45	HANJURA	HANJURA	BHAT MOHALLA	15.10	17.30	11.80	13.40	9.40	10.50
			ASTAN MOHALLA	15.20	17.30	11.80	13.40	9.40	10.50
			RATHER MOHALLA	15.10	17.30	11.80	13.40	9.40	10.50
46	PATRIGAM	-	13.40	-	11.80	10.90	9.00	9.80	
47	ZOHAMA KHANDAY PORA	-	13.50	-	12.00	10.90	9.10	9.60	
		DAR MOHALLA	13.50	-	12.00	10.90	9.10	9.60	
		GANIE MOHALLA	13.50	-	12.00	10.90	9.10	9.60	
48	NOWPORA	NOWPORA	-	16.50	-	13.50	15.10	10.90	12.40
49		CHOWDRIGUND	-	16.50	-	10.70	12.20	8.30	9.60
50		BANAGUND	-	16.50	-	10.70	12.20	8.30	9.60
51		SHOWPORA	-	16.50	-	10.70	12.20	8.30	9.60
52	KANIR	KANIR	SODE PORA	14.40	-	11.00	12.90	8.80	9.70
			DANGAR PORA	14.40	-	11.00	12.90	8.80	9.70
			BUN PORA	14.40	-	11.00	12.90	8.80	9.70
53	HUSHROO	HAERPORA	13.50	-	10.90	12.80	8.70	9.60	
		BONPORA	13.50	-	10.90	12.80	8.70	9.60	
54	QANOONGOPOR A	-	13.50	-	10.90	12.80	8.70	9.60	

General Manager  
District Industries Centre  
Budgam, Kmr.

Superintendent, Fisheries  
P.W.D. (Retd.) Circle P.  
A.O. Durrani

55	RANGER	RANGER	KHANDIPORA	15.10	-	11.80	13.40	9.40	11.00	
			DANGARPORA	15.20	-	11.80	13.40	9.40	11.00	
			RAWATPORA	15.10	-	11.80	13.40	9.40	11.00	
56			CHILL YECH	-	15.10	-	11.80	13.40	9.40	11.00
57		WAGAM	-	15.10	-	11.80	13.40	9.40	11.00	
58		PORWARA	-	15.10	-	11.80	13.40	9.40	11.00	
59	YARIKALAN	YARIKALAN	-	16.50	17.90	12.70	15.10	11.60	12.80	
60		KATHIR GUND	-	16.50	17.90	12.70	15.10	11.60	12.80	
61		GOPAIL SAIF	-	13.50	15.10	10.60	11.90	8.70	10.30	
62		KHERIBAGH	-	13.50	15.10	10.60	11.90	8.70	10.30	
63		HARDECHETI	-	16.50	17.90	15.10	16.60	12.80	14.40	
		CHEKPORA	-	16.50	17.90	15.10	16.60	12.80	14.40	
64		MADBAL	-	16.50	17.90	13.10	15.10	12.80	14.40	
65	SURASYAR	SURASYAR	CHEKI SURASYAR	8.30	-	7.00	7.60	4.80	5.80	
			BONIYAR	8.30	-	7.00	7.60	4.80	5.80	
			PETH YAR	8.30	-	7.00	7.60	4.80	5.80	
			JABAD	9.00	-	6.40	8.30	3.20	3.90	
66		BRENWAR	KUCHAY MOHALLA	8.70	-	6.40	8.30	3.20	3.90	
			MIR MOHALLA	8.60	-	6.40	8.30	3.20	3.90	
			BONEN	-	8.40	-	6.40	8.10	3.20	3.90
67			DADOMPORA	NAYI BASTI	12.20	-	11.70	12.00	5.40	6.00
68				MUQAAM	12.10	-	11.70	12.00	5.40	6.00
		DEMBAL		11.90	-	11.70	12.00	5.40	6.00	
69		SHUMNAAG	-	9.30	-	8.60	9.00	5.10	6.00	
70	NOWHAAR	NOWHAAR	-	10.80	-	9.40	10.60	6.40	7.60	
71		BORWAH	-	10.80	-	9.40	10.60	7.20	8.00	
72		CHANAGUND	-	10.80	-	9.40	10.60	7.30	8.00	
73		KHEERIGUND	-	10.80	-	8.60	10.60	6.40	8.00	
74	LOLIPORA	LOLIPORA	HEERPORA	9.70	-	8.10	9.00	6.00	6.80	
			HUMPORA	9.40	-	8.10	9.00	6.00	6.80	
75		WATKALOO	-	7.60	-	6.40	7.50	3.20	5.00	
76		KANIKOOT	-	7.60	-	6.40	7.50	3.20	5.00	
77	GOGJIPATHRI	GOGJIPATHRI	-	7.60	-	6.60	7.50	4.60	5.00	
78		KUTBAL	-	8.30	-	6.40	8.30	3.50	4.80	
79		PAHADIPORA	-	8.30	-	6.40	8.30	3.50	4.80	
80		LADDEN	-	8.30	-	6.60	7.60	3.60	5.00	

General Manager  
District Industries Centre  
Budgam, Kmr.

*[Signature]*

*[Signature]*

*[Signature]*

*[Signature]*  
I.I.Q. Budgam

81	BRINJAN	BRINJAN	-	8.30	-	6.80	7.60	4.60	5.20
82		BUZGOO LASHKHALAN	-	8.30	-	6.80	7.60	4.60	5.20
83	Hafroo Batapora	HAFROO BATPORA	-	9.30	-	7.80	7.90	5.40	7.00

*Handwritten signature*

*Handwritten signature*

*Handwritten signature*

General Manager  
District Industries Centre  
Budgam, Kmr.

*Handwritten signature*  
 SUPERINTENDING ENGINEER  
 T.W.D. (R&M) Budgam

6. Tehsil Magam									
S.No	Patwar Halqa	Name of the Village	Mohalla / Khait /Taraf etc	Residential	Commercial	Irrigated		Un-Irrigated	
						Agriculture	Horticulture	Agriculture	Horticulture
1	Magam	Magam (Rural)	-	-	-	25.20	21.70	20.60	20.60
2		Watmagam	-	19.00	23.70	16.50	16.50	14.50	14.50
3		Adina	-	19.00	21.70	10.90	10.90	9.80	9.80
4		Manhama	-	19.00	27.20	19.00	18.00	18.00	18.00
5	Batpora Kanihama	Batpora	-	22.70	34.50	13.40	13.40	11.90	11.90
6		Kanihama	-	18.00	20.60	13.40	13.40	11.90	11.90
7		Pethkanhama	-	15.50	16.50	10.90	10.90	9.80	9.50
8		Chayurgune	-	20.60	22.70	19.00	19.00	16.50	16.70
9	Mazhama	Roshanabad	-	25.20	31.90	22.70	22.70	20.60	20.60
10		Mazhama	-	26.20	35.50	22.70	22.70	20.60	20.60
11	Badran	Badran	-	21.70	26.20	11.90	13.40	11.90	11.90
12	Bon Makhama	Bon Makhama	-	13.40	14.50	8.30	8.30	6.20	6.20
13		Sehpora	-	11.90	13.40	8.30	8.30	6.20	6.20
14		Radbugh	-	13.40	14.50	8.30	8.30	7.30	7.30
15		Matipora	-	13.40	14.50	8.30	8.30	6.20	6.20
16	Peth Makhama	Peth Makhama	-	13.40	14.50	8.30	8.30	6.20	7.30
17		Paripora	-	13.40	14.50	9.80	9.80	6.20	7.30
18		Hanjibugh	-	13.40	14.50	9.80	9.80	6.20	7.30
19	S.K. Pora	Sanoor Kalipora	-	13.40	14.50	9.80	9.80	7.30	7.30
20		Akilpora	-	13.40	14.50	9.80	9.80	7.30	7.30
21		Chairhar	-	11.90	13.40	9.80	9.80	7.30	7.30
22		Naseebpora	-	11.90	13.40	9.80	9.80	7.30	7.30
23		Kantabagh	-	13.40	14.50	9.80	9.80	7.30	7.30
24	Bundgam	Bundgam	-	13.40	14.50	9.80	9.80	7.30	7.30
25		Watalpora	-	13.40	14.50	9.80	9.80	7.30	7.30
26		Panches	-	13.40	14.50	9.80	9.80	7.30	7.30
27	Hardumalpora	Hardumalpora	-	9.80	10.90	8.30	8.30	7.30	7.30

*[Handwritten signature]*

*[Handwritten signature]*

General Manager  
District Inland Fish Centre  
Karnal, Noida

*[Handwritten signature]*

*[Handwritten signature]*

Professional Engineer  
I.I.T. (Kalyan) Circle, Bhiwadi

### 7. Tehsil Khag

S.No	Patwar Halqa	Name of the Village	Mohalla / Khait /Taraf etc	Residential	Commercial	Irrigated		Un-Irrigated	
						Agriculture	Horticulture	Agriculture	Horticulture
1	Khag	Khag	-	12.40	17.20	8.60	8.60	8.00	7.90
2		Abandar	-	8.00	-	5.70	5.70	4.80	4.80
3		Awan Pora	-	8.00	-	5.70	5.70	4.80	4.80
4	Shunglipora	Shunglipora	-	8.00	9.10	7.80	7.90	7.30	7.30
5		Sugin Yarinar	-	8.00	9.10	7.80	7.90	7.30	7.30
6		Koker Bagh	-	7.70	8.60	7.80	7.90	7.30	7.30
7	Drang	Drang	-	7.90	9.10	7.30	7.30	5.20	5.20
8		Kangri Pora	-	7.90	8.60	7.30	7.30	5.20	5.20
9		Habber Dard	-	6.30	8.10	5.20	5.20	5.20	5.20
10		Lassipora	-	6.00	7.40	5.20	5.20	4.50	4.50
11	Sitaharan	Sitaharan	-	8.70	9.80	7.20	7.20	7.20	7.20
12		Khahi Pora	-	8.60	9.10	7.20	7.20	4.50	4.50
13		Lachaman Pora	-	5.40	6.20	5.20	5.20	4.50	4.50
14		Sochal Pathri	-	6.20	7.40	5.80	5.80	5.80	5.80
15		Bata Pora	-	6.00	7.20	5.20	5.20	4.50	4.50
16		Chaker Pora	-	5.40	6.50	5.20	5.20	4.50	4.50
17		Uder Khod	-	8.40	9.70	7.60	7.60	5.80	5.80
18		Mala Pora	Lasipora	-	7.60	9.10	7.30	7.30	5.70
19	Rawath Pora		-	5.70	6.80	5.20	5.20	5.20	5.20
20	Kanchatipora		-	5.40	6.30	5.20	5.20	4.50	4.50
21	Khan Pora		-	8.00	9.10	7.30	7.30	4.50	4.50
22	Zoogi Pora		-	8.10	9.30	7.80	7.80	7.10	7.10
23	Khanday Pora		-	7.90	9.10	7.30	7.30	7.10	7.10
24	Khawaja Gund		-	6.60	8.10	5.70	5.70	4.30	4.30
25	Hamchi Pora	Hamchi Pora	-	5.40	6.80	5.00	5.00	4.20	4.20
26		Alamnag	-	8.60	9.60	8.20	8.20	7.60	7.60
27		Nagbal	-	7.70	8.80	7.30	7.30	7.30	7.30
28		Trapay	-	7.70	8.80	7.30	7.30	7.30	7.30
29		Poshkar	-	8.90	9.60	8.20	8.20	7.60	7.60

General Manager  
District Industries Centre  
Budgam, Kmr.



30		Lawahi Pora	-	8.00	9.10	7.30	7.30	5.20	5.20
31	Hardu Surish	Hardu Surish	-	12.90	14.30	9.20	9.20	10.00	10.00
32		Nasser Pora	-	12.30	14.30	10.00	10.00	10.00	10.00
33		Loki Pora	-	8.00	8.60	7.30	7.30	5.20	5.20
34		Dalwash Khurdh	-	8.60	9.60	7.40	7.40	7.30	7.30
35		Peth Sharan	-	6.10	7.20	5.20	5.20	4.50	4.50
36		Panjiyari	-	6.00	7.10	5.20	5.20	4.50	4.50
37		Ramdar Chackpora	-	8.00	9.00	7.30	7.30	5.20	5.20
38	Palpora	Palpora	-	11.50	12.70	10.40	10.40	10.40	10.40
39		Bamurada	-	12.70	13.60	11.70	11.70	10.60	10.60

*[Handwritten signature]*

*[Handwritten signature]*

General Manager  
District Industries Centre  
Budgam, Kmr.

*[Handwritten signature]*

Stamp: District Industries Centre, Budgam, Kmr.

*[Handwritten signature]*

8. Tehsil Narbal									
S.No	Patwar Halqa	Name of the Village	Mohalla / Khait /Taraf etc	Residential	Commercial	Irrigated		Un-Irrigated	
						Agriculture	Horticulture	Agriculture	Horticulture
1	Sozieth-GoriPora	Sozieth-GoriPora (Rural)	-	-	-	36.50	38.10	27.80	31.20
2		Narbal	Bazar Mohalla	52.00	60.60	36.50	38.10	27.80	31.20
			PethPora	43.40	52.00	36.50	38.10	27.80	31.20
			Syed Mohalla	43.40	52.00	36.50	38.10	27.80	31.20
			Sundarabad	43.40	52.00	36.50	38.10	27.80	31.20
3		Jawherpora	Mukdum Mohalla	43.00	51.50	36.10	37.70	27.50	30.90
			MehdiAbad	60.00	68.70	36.10	36.10	29.80	33.50
			Arfeen Colony	60.00	68.70	30.10	36.10	29.80	33.50
4		Yarigund	-	21.30	23.80	19.80	19.80	14.10	15.50
5		Gundi- Khalel	Gundi- Khalel	27.50	30.90	25.80	22.40	21.60	22.40
6	Wadwan	GutaPora	Main Gutapora	22.40	27.50	16.80	20.50	13.10	16.80
			Churpora	22.40	27.50	15.50	15.50	15.50	15.50
7	wadwan	Mudigar Mohalla	Malik Mohalla	31.30	34.40	15.70	18.80	12.60	15.70
			Asthan Mohalla	34.50	39.10	15.70	18.80	12.60	15.70
			Armuna	34.40	39.10	15.70	18.80	12.60	15.70
			KhushahalPora	31.30	34.40	15.70	18.80	12.60	15.70
			Kar Mohgalla	28.20	31.30	15.70	18.80	12.60	15.70
			Kar Mohgalla	28.20	31.30	14.30	18.80	14.30	14.30
			Danger Mohalla	31.30	34.40	15.70	18.80	12.60	15.70
			Kutwach Mohalla	31.30	34.40	15.70	18.80	12.60	15.70
			8	Kawoosa Jagir	Kawoosa Jagir	Check- Kawoosa	39.50	47.50	23.80
Chinar Colony	47.50	47.70				26.90	26.90	17.60	19.00
Pati Nowpora	15.90	19.00				12.70	14.40	12.70	14.40
Pati- Archanderhama	15.90	19.00				12.70	14.40	12.70	14.40
Pati Mazhama	38.40	40.70				23.20	25.90	17.20	18.20
Pati Kawosa Khalisa	38.40	40.70				23.20	25.90	17.20	18.20
Pati Chanibal	15.50	16.70				8.90	10.00	7.90	9.40
Pati Merch emar	16.60	18.70				9.90	11.10	8.90	10.60

General Manager  
District Industries Centre  
Budgam, J.K.M.

*[Signature]*

*[Signature]*

*[Signature]*

*[Signature]*

			pati Gagarpora	38.60	40.70	13.20	14.90	10.00	11.60
			Pati Baliharana	15.50	17.70	11.10	11.10	10.60	10.60
			Pati Nooripora	16.60	17.70	11.10	12.70	10.60	11.60
			Pati Arampora	15.50	17.70	8.90	10.00	7.90	9.40
			Pti Habak tangu	15.50	17.70	8.90	10.00	7.90	9.40
			Pati Purni-shudershah	15.90	19.00	13.70	14.40	12.70	14.40
9	Kawoosa Khalisa	Kawoosa Khalisa	Golpora	31.60	34.70	22.20	26.50	15.90	19.00
			BonaPora	39.50	55.20	22.20	26.50	15.90	19.00
			KhanPora	28.50	31.60	22.20	26.50	15.90	19.00
10		Nowpora Payeen	Nowpora Payeen	23.60	28.20	15.70	18.80	12.60	15.70
11		Rossu	Check Mohalla	23.60	28.20	15.70	18.80	12.60	15.70
			Gamander	23.60	28.20	15.70	18.80	12.60	15.70
			Apora Khah	23.60	28.20	13.10	18.80	12.60	15.70
			Makdum Mohalla	23.60	28.20	15.70	18.80	12.60	15.70
12		Lahoori-Check	Lohoori-Check	14.30	17.30	8.00	11.10	8.00	11.10
13		Hardoo-Waminoo	Hardu-Wamenoo	14.30	17.30	8.00	11.10	8.00	11.10
14	Aarath	Chewa	Chewa	23.60	28.20	14.30	18.80	12.60	15.70
15		Aarath	Danger Mohalla	34.40	39.10	15.70	15.70	14.30	14.30
			Makdum Mohalla	28.20	31.30	15.70	18.80	12.60	15.70
			ShuturPora	31.30	34.40	15.70	18.80	12.60	15.70
16	Chedabugh	Chedabug	Chedabugh	23.60	26.60	15.70	18.80	12.60	15.70
17		Nadigam	Nadigam	23.60	26.60	15.70	18.80	12.60	15.70

*[Handwritten signature]*

*[Handwritten signature]*

*[Handwritten signature]*

General Manager  
District Industries Centre  
Budgam, Kmr.

Superintending Engineer  
PWD (R&B) Circle Budgam  
H. Q: Budgam

9. Tehsil Beerwah										
S.No	Patwar Halqa	Name of the Village	Mohalla / Khait /TaraF etc	Residential	Commercial	Irrigated		Un-Irrigated		
						Agriculture	Horticulture	Agriculture	Horticulture	
1	Beerwah	BEERWAH (Rural)	-	-	-	12.00	12.00	11.40	12.00	
2		ARWAH	BUNPORA	15.50	18.50	9.50	9.50	8.40	9.50	
	BHAT MOHALLA		15.50	18.50	9.50	9.50	8.40	9.50		
	UPPER COLONY		14.30	18.50	9.50	9.50	8.40	9.50		
3	CHEWDARA	CHEWDARA	BAGH MOHALLA	22.60	25.00	9.50	10.80	9.00	10.30	
			MIR MOHALLA	20.10	25.00	9.50	10.80	9.00	10.30	
			BABA PORA	14.30	15.50	9.50	10.80	9.00	10.30	
4		CHEKIDEWAN	CHEKIDEWAN	11.00	14.20	10.50	10.40	10.50	10.50	
5		WANI HAMA	-	11.00	14.20	9.30	9.30	9.30	9.30	
6		DRAGAR	-	11.00	14.20	10.50	10.40	10.50	10.50	
7		MULA MUCHHAMA	-	10.30	11.40	6.60	7.90	6.60	7.90	
8	RATHSUN	RATHSUN	AQLIDARAN PORA	14.80	17.80	9.50	10.80	7.90	8.40	
			AHALDARL PORA	14.80	17.80	9.50	10.80	7.90	8.40	
			MAL PORA	14.80	17.80	9.50	10.80	7.90	8.40	
			DANGERPORA	14.80	17.80	9.50	10.80	7.90	8.40	
9	OHANGAM	OHANGAM	BUN PORA	11.90	15.50	9.00	9.50	7.50	8.40	
			BAGH PORA	10.80	15.50	9.00	9.50	7.50	8.40	
			MUQDAM PORA	13.10	15.50	9.00	9.50	7.50	8.40	
10	ARIPANTHAN	ARIPANTHAN	BUYI HAMA	17.30	23.80	10.80	13.10	8.40	10.80	
			THUSI PORA	15.50	23.80	10.80	13.10	8.40	10.80	
			BUNPORA	15.50	23.80	10.80	13.10	8.40	10.80	
			POTHPORA	16.70	23.80	10.80	13.10	8.40	10.80	
11		HAZERPORA	HAZERPORA	17.30	21.50	11.40	13.10	8.40	10.30	
12		WARIHAMA	WARIHAMA	16.70	17.80	11.40	13.10	8.40	10.30	
13		KANDI HAMA	KANDI HAMA	KANDI HAMA	13.70	13.70	9.50	10.80	8.40	10.30
				BUNPORA	13.70	18.40	9.50	10.80	8.40	10.30
				PETHPORA	13.70	18.40	9.50	10.80	8.40	10.30
		NEW COLONY	NEW COLONY	17.80	20.10	9.50	10.80	8.40	10.30	
	GAMBOORA	GAMBOORA	14.40	15.00	9.50	10.80	8.40	10.30		

*[Handwritten signature]*

*[Handwritten signature]*

General Manager  
District Industries Centre  
Buzcam, Kmr.

*[Handwritten signature]*

*[Handwritten signature]*

Superintendent Engineer  
AWD (R&V) Circle Buzcam  
H.O.: Buzcam

14			KAMBAY MOHALLA	14.40	15.00	9.00	11.40	7.90	10.30
			SHAH MOHALLA	17.80	19.00	9.00	11.40	7.90	10.30
			MUQDAM MOHALLA	16.70	20.10	9.00	11.40	7.90	10.30
15	ISKANDERPORA	ISKANDERPORA	ISKANDERPORA	14.40	17.80	7.90	9.50	6.60	9.50
			ASTAN PORA	14.40	17.80	7.90	9.50	6.60	9.50
			BUN PORA	13.10	15.50	7.90	9.50	6.60	9.50
			MUQDAMPORA	15.50	17.80	7.90	9.50	6.60	9.50
16		ICHIHAMA	ICHIHAMA	13.60	17.10	7.40	9.10	6.30	9.10
			DANGER MOHALLA	13.60	17.10	6.80	9.10	6.80	9.10
			SIKH MOHALLA	13.60	17.10	6.80	9.10	6.80	9.10
			SAIDWANI	15.40	18.10	6.80	9.10	6.80	9.10
17		PIR PORA	PIR PORA	10.80	13.10	4.80	7.20	4.80	7.20
18	LALPORA	LALPORA	PETHPORA	13.10	15.50	10.80	11.90	9.50	11.40
			BUN PORA	11.90	13.10	10.80	11.90	9.50	11.40
			WANI MOHALLA	14.30	15.50	10.80	11.90	9.50	11.40
19		KALIPORA	KALIPORA	10.40	11.90	9.60	10.90	8.60	9.10
20		NASSU	NASSU	11.40	12.60	8.60	9.10	8.10	8.60
21		NURSINGPORA	NURSINGPORA	12.60	13.60	8.60	9.60	8.10	9.40
22			SUNNI MOHALLA	12.60	13.60	8.60	9.60	8.10	9.40
			SIKH MOHALLA	12.60	13.60	8.60	9.60	8.10	9.40
23		GORIPORA	GURIPORA (PROPER)	15.50	16.70	10.80	11.90	10.80	11.40
			GOHLAR	14.30	15.50	10.80	11.90	10.80	11.40
24	MULSHULLA	MULSHULLA	MULSHULLA	11.00	12.10	9.30	9.30	9.30	9.30
25		MAAM	MAAM	11.00	12.10	9.30	9.30	9.30	9.30
26		CHARANGAM	CHARANGAM	13.60	15.90	9.10	9.10	5.80	6.80
27		POONCHGUND	POONCHGUND	13.60	15.90	9.10	9.10	5.80	6.80
28		DEGIMULIGUND	DEGIMULIGUND	9.10	9.60	5.80	6.80	5.10	6.30
29		BONHAMA	BONHAMA (MUSLIMPATI)	11.90	12.60	8.10	8.60	6.80	8.60
			BONHAMA (SIKH PATI)	11.90	12.60	8.10	8.60	6.80	8.60
30		NIJLOO	NIJLOO	9.00	10.30	8.40	9.00	6.00	8.40
31		Hanjilawaypora	-	9.00	11.40	6.60	7.80	4.30	7.80
32	SAIL	SAIL	SAIL PROPER	15.00	21.00	9.20	10.80	6.60	8.40
			PATI SAIL	10.80	13.40	9.20	10.80	6.60	8.40
33		KANIGUND	KANIGUND	10.80	13.40	7.20	9.20	6.60	8.40
34		MASHAN	MASHAN	9.20	13.40	7.20	8.40	6.60	8.40

*A J*

*Abhineet*

General Manager  
District Industries Centre  
Bijagam, Kmr.

*Prasanna*

*Prasanna*

Superintendent  
P.W.D. (Res.)  
Bijagam

		BONZANIGAM	DANGERPORA	15.00	20.50	9.20	10.80	6.30	8.40
			KHARPORA	15.00	20.50	9.20	10.80	6.30	8.40
35		PETHZANIGAM	PETHZANIGAM	15.00	20.50	9.20	10.80	6.60	8.40
36		HARDILANTNO	HARDILANTNO	10.80	11.90	7.20	8.40	6.60	8.40
37		PAKHARPORA	PAKHARPORA	11.90	13.10	7.20	8.40	6.60	8.40
38	SONPAH	SONPAH	BONPORA	19.40	24.00	11.70	16.20	7.20	14.60
			CHALPORA	19.40	24.00	11.70	16.20	7.20	14.60
			MALIK MOHALLA	19.40	24.00	11.70	16.20	7.20	14.60
			KHATIRUNA	14.70	17.80	11.70	16.20	7.20	14.60
39		ATINOO	MUSLIM PATI	9.20	12.30	7.20	7.90	4.80	6.60
			SIKH PATI	9.20	12.30	7.20	7.90	4.80	6.60
40		PETHKOOT	PETHLOOT	9.20	12.30	7.20	7.90	4.80	6.60
41		NAJIN	NAJIN	13.40	16.40	9.20	12.20	7.90	10.80
42		SHOLIGUND	SHOLIGUND	9.20	10.80	6.30	7.20	4.50	6.30
43	KUNDOORA	KANDOORA	MIR MOHALLA	13.10	15.50	8.40	9.20	4.80	6.00
			HAJAM MOHALLA	10.50	15.50	8.40	9.20	4.80	6.00
			CHANA MOHALLA	10.50	15.50	8.40	9.20	4.80	6.00
44		RANKIPORA	RANKIPORA	12.50	13.70	7.20	8.40	6.60	7.20
45		CHERE KHUN	CHERE KHUN	9.60	13.10	7.40	8.80	4.60	5.80
46		LAR BAL	LAR BAL	11.10	13.10	7.40	8.80	4.60	5.80
47		UTTERPORA	UTTERPORA	11.40	12.60	7.40	8.60	4.60	5.80
48		DACHAN	DACHAN	11.40	12.60	7.40	8.60	4.60	5.80
49		AALAM GUCHO	AALAM GUCHOO	8.60	12.60	5.80	6.30	4.10	4.60
50		PANDOW PORA	PANDOW PORA	6.80	12.60	4.60	5.80	4.10	5.10
51		ZABI GULL	ZABI GULL	9.10	11.40	5.80	6.80	4.10	5.10
52		HARAN JGURO	HARANJ GURO	9.10	10.30	6.00	7.20	4.30	5.40
53		GUNJ LAL PORA	GUNJ LAL PORA	9.10	10.30	6.00	7.20	4.30	5.40
54	GUNDIPORA	GUNDIPORA	GUNDIPORA	12.60	17.30	8.10	9.50	6.80	9.00
			HOSPITAL MOHALLA	12.60	17.30	8.10	9.50	6.80	9.00
			BON MOHALLA	10.30	11.90	8.10	9.50	6.80	9.00
			BUS STAND MOHALLA	12.60	17.30	8.10	9.50	6.80	9.00
			DANSEERA	10.80	13.10	8.10	9.50	6.80	9.00
55		NARWARA	NARWARA	9.00	11.40	6.60	7.90	4.30	7.90
56		MIRI PORA	MIRI PORA	9.00	11.40	6.60	7.90	4.30	7.90
57		HAYATPORA	HAYATPORA	10.30	11.40	7.20	7.90	5.50	7.90
58	PAHARTHAN	PAHARTHAN	PAHARTHAN	9.70	11.20	7.00	8.40	4.90	6.30

General Manager  
District Industries Centre  
Bodganj, M.T.

*Handwritten signature*

*Handwritten signature*

*Handwritten signature*

Superintendent  
P.W.D. (Road) & City  
Bodganj, M.T.

59		CHEKI PAHARTHAN	CHEKI PAHARTHAN	9.70	11.40	7.00	8.40	4.90	6.30
60		DANAS	DANAS	9.70	11.40	7.00	8.40	4.90	6.30
61		CHEKI DANAS	CHEKI DANAS	9.70	11.40	7.00	8.40	4.90	6.30
62		GUNDE GUM DAR	GUNDE GUM DAR	9.70	11.40	7.00	8.40	4.90	6.30
63		SANGAM PORA	SANGAM PORA	9.70	11.40	7.00	8.40	4.90	6.30
64		LASIPORA	LASIPORA	9.70	11.40	7.00	8.40	4.90	6.30
65		CHURMUJROO	CHURMUJROO	11.20	12.60	7.00	8.40	5.60	7.00
66		CHANTHAN CHEKPORA	CHANTHAN CHEKPORA	11.20	12.60	7.00	9.70	5.60	7.00
			BONPORA	12.60	16.70	7.00	9.70	5.60	7.00
67	UTLIGAM	UTLIGAM	ZARGAR MOHALLA	13.10	16.70	8.70	10.50	6.30	7.50
			BONPORA	13.10	16.70	8.70	10.50	6.30	7.50
			PETHPORA	13.10	16.70	8.70	10.50	6.30	7.50
68		RANIPORA	RANIPORA	12.60	15.90	8.30	10.00	6.00	7.20
69		SUCHAN BANIT	SUCHAN BANIT	11.40	13.10	6.80	7.40	4.60	6.80
70		BASIPORA	BASIPORA	10.40	13.10	6.80	7.40	4.60	6.80
71		SAIHAMA	SAIHAMA	9.40	10.40	6.80	7.40	4.60	6.80
72		GAMPORA	GAMPORA	10.90	13.10	6.80	7.40	4.60	6.80
73		BAPATH	BAPATH	10.90	13.10	6.80	7.40	4.60	6.80
74		MALPORA SEH KANO	MALPORA SEH KANO	8.40	10.40	5.80	6.80	2.90	4.60
75	QUMROO	QUMROO	QUMROO	15.00	21.00	10.80	12.30	7.90	9.20
76		WARA GAM	WARAGAM SUNI PATI	10.80	13.40	7.90	9.20	6.30	7.90
			WARAGAM SHIA PATI	10.80	13.40	7.90	9.20	6.30	7.90
77	HUKH LATRI	HUKH LATRI	HUKHLATRI	9.60	11.60	5.80	6.80	4.60	5.80
78		CHAKI HUKH LATRI	CHAK HUKH LATRI	9.50	10.40	5.80	6.80	4.60	5.80
79		KULHAMA	KULHAMA	9.60	11.60	5.80	6.80	4.60	5.80

*[Handwritten signature]*

*[Handwritten signature]*

General Manager  
Dist. Industries Centre  
Budgam, Kmr.


*[Handwritten signature]*

*[Handwritten signature]*  
PWL  
Budgetary Control  
Dist. Industries Centre  
Budgam, Kmr.

  
1. Executive Officer  
Municipal Council  
Budgam


  
2. Executive Officer  
Municipal Committee Chadoora

  
3. Executive Officer  
Municipal Committee  
Khansahib  
Executive Officer  
Municipal Committee  
Khansahib

  
4. Executive Officer  
Municipal Committee  
Beerwah

  
5. Executive Officer  
Municipal Committee  
Magam, Budgam

  
6. Executive Officer  
Municipal Committee Charar-i-Sharief  
Municipal Committee  
Charari sharief


  
7. Divisional Forest Officer  
Budgam (Member)  
Budgam (Kmr.)

  
8. Assistant Commissioner Panchayat  
Budgam  
Officer Budgam (Member)

  
9. Superintending Engineer (R&B)  
Srinagar/Budgam (Member)

  
10. General Manager  
DIC Budgam (Member)  
General Manager  
District Industries Centre  
Budgam, Kmr.

  
11. Addl. Deputy Commissioner /  
District Registrar Budgam  
(Member/Convener)  
Addl. Deputy Commissioner  
Budgam

  
12. Deputy Commissioner  
(District Collector) Budgam  
(Chairperson)

23/12/23